



Official Results Book
Skeleton

18 to 19 February

Brochure des résultats officiels
Skeleton

18 au 19 février



TABLE OF CONTENTS / TABLE DES MATIÈRES

Table of Contents

Medallists by Event
Medal Standings
FIBT Medal Standings

Number of Entries by NOC
Entry List by NOC

Minutes of Team Captains' Meetings

Training
Competition

Women

Official Training

Heats 1 & 2

Results
Performance Analysis

Heats 3 & 4

Results
Performance Analysis

Heats 5 & 6

Results
Performance Analysis

Competition

Day 1

Heat 1

Start List
Results

Heat 2

Start List
Results

Competition Data

Day 2

Heat 3

Start List
Results

Heat 4

Start List

Competition Data

Official Results
Records
Performance Analysis



TABLE OF CONTENTS / TABLE DES MATIÈRES

Men

Official Training

Heats 1 & 2

Results

Performance Analysis

Heats 3 & 4

Results

Performance Analysis

Heats 5 & 6

Results

Performance Analysis

Competition

Day 1

Heat 1

Start List

Results

Heat 2

Start List

Results

Competition Data

Day 2

Heat 3

Start List

Results

Heat 4

Start List

Competition Data

Official Results

Records

Performance Analysis

Official Communications

Item 1 – 15.02.2010

Item 2 – 18.02.2010

Item 3 – 18.02.2010

Item 4 – 18.02.2010

Item 5 – 19.02.2010

Item 6 – 19.02.2010

Item 7 – 19.02.2010



MEDALLISTS BY EVENT / MÉDAILLÉ(E)S PAR ÉPREUVE

As of FRI 19 FEB 2010 / En date du VEN 19 FEV 2010

AFTER 2 OF 2 EVENTS

Event Name	Date	Medal	Name	NOC Code
Men	FRI 19 FEB	GOLD	MONTGOMERY Jon	CAN
		SILVER	DUKURS Martins	LAT
		BRONZE	TRETYAKOV Alexander	RUS
Women	FRI 19 FEB	GOLD	WILLIAMS Amy	GBR
		SILVER	SZYMKOWIAK Kerstin	GER
		BRONZE	HUBER Anja	GER



MEDALLISTS BY EVENT / MÉDAILLÉ(E)S PAR ÉPREUVE

As of FRI 19 FEB 2010 / En date du VEN 19 FEV 2010

AFTER 2 OF 2 EVENTS

Event Name	Date	Medal	Name	NOC Code
Men	FRI 19 FEB	GOLD	MONTGOMERY Jon	CAN
		SILVER	DUKURS Martins	LAT
		BRONZE	TRETYAKOV Alexander	RUS
Women	FRI 19 FEB	GOLD	WILLIAMS Amy	GBR
		SILVER	SZYMKOWIAK Kerstin	GER
		BRONZE	HUBER Anja	GER



MEDAL STANDINGS / CLASSEMENT PAR MÉDAILLES

As of FRI 19 FEB 2010 / En date du VEN 19 FEV 2010

AFTER 2 OF 2 EVENTS

Rank	NOC	Men				Women				Total				Rank by Total
		G	S	B	Tot	G	S	B	Tot	G	S	B	Tot	
1	CAN - Canada	1			1					1			1	=2
1	GBR - Great Britain					1			1	1			1	=2
3	GER - Germany						1	1	2		1	1	2	1
4	LAT - Latvia		1		1						1		1	=2
5	RUS - Russia			1	1							1	1	=2
	Total:	1	1	1	3	1	1	1	3	2	2	2	6	

LEGEND

= Equal sign indicates that two or more NOCs share the same rank by total

B Bronze

G Gold

S Silver

Tot Total

FIBT MEDAL STANDINGS / CLASSEMENT FIBT PAR MÉDAILLES

As of FRI 19 FEB 2010 / En date du VEN 19 FEV 2010

AFTER 2 OF 5 EVENTS

Rank	NOC	Bobsleigh				Skeleton				Total				Rank by Total
		G	S	B	Tot	G	S	B	Tot	G	S	B	Tot	
1	CAN - Canada					1			1	1			1	=2
1	GBR - Great Britain					1			1	1			1	=2
3	GER - Germany						1	1	2		1	1	2	1
4	LAT - Latvia						1		1		1		1	=2
5	RUS - Russia							1	1			1	1	=2
	Total:					2	2	2	6	2	2	2	6	

LEGEND

= Equal sign indicates that two or more NOCs share the same rank by total

B Bronze

G Gold

S Silver

Tot Total



**NUMBER OF ENTRIES BY NOC
NOMBRE DE PARTICIPANT(E)S PAR CNO**

As of MON 15 FEB 2010 / En date du LUN 15 FEV 2010

NOC	Men	Women	Total
AUS - Australia	1	2	3
AUT - Austria	1		1
CAN - Canada	3	3	6
ESP - Spain	1		1
FRA - France	1		1
GBR - Great Britain	2	2	4
GER - Germany	3	3	6
IRL - Ireland	1		1
ITA - Italy	1	1	2
JPN - Japan	2	1	3
KOR - Korea	1		1
LAT - Latvia	2		2
NOR - Norway		1	1
NZL - New Zealand	2	1	3
ROU - Romania		1	1
RUS - Russian Federation	2	2	4
SLO - Slovenia	1		1
SUI - Switzerland	1	1	2
USA - United States	3	2	5
TOTAL: 19	28	20	48



ENTRY LIST BY NOC / LISTE DES PARTICIPANT(E)S PAR CNO

As of MON 15 FEB 2010 / En date du LUN 15 FEV 2010

NOC	Name	Gender	Function	Date of Birth	Height m / ft in	Weight kg / lbs
AUS - Australia						
	DEANE Anthony	M	Athlete	3 JUL 1984	1.76 / 5'9"	80 / 176
	HOAR Melissa	W	Athlete	26 JAN 1983	1.72 / 5'8"	61 / 134
	LINCOLN-SMITH Emma	W	Athlete	28 NOV 1985	1.73 / 5'8"	76 / 168
AUT - Austria						
	GUGGENBERGER Matthias	M	Athlete	24 SEP 1984	1.79 / 5'10"	75 / 165
CAN - Canada						
	DOUGLAS Michael	M	Athlete	31 MAR 1971	1.72 / 5'8"	78 / 172
	GOUGH Amy	W	Athlete	24 AUG 1977	1.64 / 5'5"	64 / 141
	HOLLINGSWORTH Mellisa	W	Athlete	4 OCT 1980	1.67 / 5'6"	58 / 128
	KELLY Michelle	W	Athlete	7 NOV 1974	1.62 / 5'4"	62 / 137
	MONTGOMERY Jon	M	Athlete	6 MAY 1979	1.75 / 5'9"	75 / 165
	PAIN Jeff	M	Athlete	14 DEC 1970	1.90 / 6'3"	90 / 198
ESP - Spain						
	MIRAMBELL Ander	M	Athlete	17 FEB 1983	1.82 / 6'0"	82 / 181
FRA - France						
	SAINT-GENIES Gregory	M	Athlete	23 MAY 1977	1.77 / 5'10"	78 / 172
GBR - Great Britain						
	BROMLEY Kristan	M	Athlete	7 MAR 1972	1.78 / 5'10"	77 / 170
	PENGILLY Adam	M	Athlete	14 OCT 1977	1.78 / 5'10"	85 / 187
	RUDMAN Shelley	W	Athlete	23 MAR 1981	1.67 / 5'6"	54 / 119
	WILLIAMS Amy	W	Athlete	29 SEP 1982	1.73 / 5'8"	57 / 126
GER - Germany						
	HALILOVIC Michi	M	Athlete	4 SEP 1983	1.69 / 5'7"	67 / 148
	HUBER Anja	W	Athlete	20 MAY 1983	1.71 / 5'7"	62 / 137
	ROMMEL Frank	M	Athlete	30 JUL 1984	1.82 / 6'0"	75 / 165
	STIELICKE Sandro	M	Athlete	30 NOV 1986	1.90 / 6'3"	88 / 194
	SZYMKOWIAK Kerstin	W	Athlete	19 DEC 1977	1.64 / 5'5"	69 / 152
	TROTT Marion	W	Athlete	5 JUL 1984	1.68 / 5'6"	63 / 139
IRL - Ireland						
	SHANNON Patrick	M	Athlete	10 APR 1977	1.78 / 5'10"	78 / 172



ENTRY LIST BY NOC / LISTE DES PARTICIPANT(E)S PAR CNO

As of MON 15 FEB 2010 / En date du LUN 15 FEV 2010

NOC	Name	Gender	Function	Date of Birth	Height m / ft in	Weight kg / lbs
ITA - Italy						
	DROCCO Nicola	M	Athlete	6 FEB 1979	1.78 / 5'10"	78 / 172
	ZANOLETTI Costanza	W	Athlete	2 DEC 1980	1.73 / 5'8"	60 / 132
JPN - Japan						
	KOMURO Nozomi	W	Athlete	29 MAY 1985	1.62 / 5'4"	63 / 139
	KOSHI Kazuhiro	M	Athlete	23 DEC 1964	1.73 / 5'8"	82 / 181
	TAYAMA Shinsuke	M	Athlete	18 OCT 1982	1.77 / 5'10"	78 / 172
KOR - Korea						
	CHO In Ho	M	Athlete	24 JUN 1978	1.73 / 5'8"	75 / 165
LAT - Latvia						
	DUKURS Martins	M	Athlete	31 MAR 1984	1.79 / 5'10"	75 / 165
	DUKURS Tomass	M	Athlete	2 JUL 1981	1.86 / 6'1"	84 / 185
NOR - Norway						
	BJERKE Desiree	W	Athlete	22 MAR 1971	1.71 / 5'7"	63 / 139
NZL - New Zealand						
	ROBERTS Iain	M	Athlete	16 MAY 1979	1.78 / 5'10"	76 / 168
	SANDFORD Ben	M	Athlete	12 MAR 1979	1.97 / 6'6"	93 / 205
	STODDARD Tionette	W	Athlete	24 SEP 1974	1.65 / 5'5"	62 / 137
ROU - Romania						
	MAZILU Maria Marinela	W	Athlete	12 APR 1991	1.58 / 5'2"	60 / 132
RUS - Russian Federation						
	CHUDINOV Sergei	M	Athlete	8 JUN 1983	1.85 / 6'1"	82 / 181
	TRETYAKOV Alexander	M	Athlete	19 APR 1985	1.84 / 6'0"	72 / 159
	TRUNOVA Svetlana	W	Athlete	7 JUN 1983	1.65 / 5'5"	60 / 132
	YUDINA Elena	W	Athlete	22 APR 1988	1.70 / 5'7"	66 / 146
SLO - Slovenia						
	SETINA Anze	M	Athlete	9 MAY 1986	1.80 / 5'11"	85 / 187
SUI - Switzerland						
	OSWALD Pascal	M	Athlete	11 FEB 1980	1.85 / 6'1"	85 / 187
	PEDERSEN Maya	W	Athlete	27 NOV 1972	1.62 / 5'4"	53 / 117



ENTRY LIST BY NOC / LISTE DES PARTICIPANT(E)S PAR CNO

As of MON 15 FEB 2010 / En date du LUN 15 FEV 2010

NOC	Name	Gender	Function	Date of Birth	Height m / ft in	Weight kg / lbs
USA - United States						
	BERNOTAS Eric	M	Athlete	5 AUG 1971	1.80 / 5'11"	78 / 172
	DALY John	M	Athlete	10 JUN 1985	1.75 / 5'9"	81 / 179
	LUND Zach	M	Athlete	22 MAR 1979	1.83 / 6'0"	83 / 183
	PIKUS-PACE Noelle	W	Athlete	8 DEC 1982	1.78 / 5'10"	70 / 154
	UHLAENDER Katie	W	Athlete	17 JUL 1984	1.63 / 5'4"	64 / 141

NOTES

All corrections until the qualifications are available in INFO

LEGEND

M Man

W Woman



TEAM CAPTAINS MEETING MINUTES

SUN 14 FEB / DIM 14 FÉV START TIME / DÉBUT 17:30

Paul Pruszynski
VP Communications - FIBT

Welcome to all members of the jury, team captain's and team officials.
Addresses incident on 12 February, when a Georgian luger passed away as a result of a crash. A moment of silence was taken.

As a result of this incident, we are experiencing a heightened Media awareness. He asks that any direct requests from the media related to the track, the incident or the competition, be directed to himself or Don Krone.

Thank you to all volunteers, track workers and officials for having done a tremendous job.

Dr. David McDonagh
Medical Officer - FIBT

The track provides the best medical service ever seen. The accident itself couldn't have been treated any better. All our Doctors will do whatever is humanly possible, ultimately, getting down the track safely is still up to the Athlete's ability.

Jack Taunton
Chief Medical Officer – VANOC

The accident on Friday was a true tragedy. Reassured that the medical team on site is state of the art and the poly clinic is one of a kind. The autopsy revealed that the athlete experienced massive trauma that resulted in fatality. The medical team that responded did everything possible.

Dr. David McDonagh

As a results of this incident, all athletes that experience a crash must be examined by the Doctor (at Athlete Medical). They will not be able to slide until approved by a doctor.

GBR

Where is this office?

Ryan Davenport
Race Director

This office is located at the end of Medical road, behind Corner 16 (between the Control Tower and the Track Lodge).

GBR

Will there be a helicopter on site and where (which clinic) will athletes be transported to?

Dr. David McDonagh

A helicopter is not located on site, but a landing area is located in Lot 7. It would take approximately 5 – 15 minutes to get the helicopter ready to go. Given our close proximity to the Athlete's village polyclinic, it is quicker to transport athletes via ambulance. On Friday, the athlete was loaded in the ambulance within 4 – 6 minutes.

Athletes will be taken to the polyclinic in the Athlete's village and if necessary, they will be transported (via an 18 minute helicopter flight) to Vancouver General Hospital.

USA

Who will have the final say, whether or not an athlete will be permitted to continue sliding if there is a disagreement between the NOC doctors and the Doctor on site?

Dr. David McDonagh

If no agreement can be found, I will make the final call.

Ryan Davenport

Welcomes all to meeting and, reflects on the effects of the incident and introduces the Jury.

Wolfgang Strauss
Jury President

Welcomes everyone. Roll call of Nations: AUS, AUT, CAN, ESP, FRA, GBR, GER, IRL, ITA, JPN, KOR, LAT, NOR, NZL, ROU, RUS, SLO, SUI and USA. All 19 Nations were present (12 Nations – Women, 17 nations – Men).
20 athletes – Women
28 athletes – Men

Wolfgang Strauss

One draw for men and one draw for women (women first).
1st Day: 1 → END (by Nation)
2nd Day: END → 1 (by Nation)
Team Captains will choose order within Nation – this will not change on Day 2.

Omega

Proceed with Electronic Draw

WOMEN:
SUI, ITA, GER, NOR, JPN, NZL, RUS, AUS, ROU, GBR, CAN, USA



TEAM CAPTAINS MEETING MINUTES

SUN 14 FEB / DIM 14 FÉV START TIME / DÉBUT 17:30

MEN:
SLO, CAN, ITA, AUT, RUS, NZL, USA, SUI, GBR, AUS, GER, ESP, LAT, FRA,
KOR, IRL, JPN

Wolfgang Strauss

3rd Day: According to FIBT Ranking.

The FIBT addressed the Jury suggesting that there should be a supplementary run offered to Athletes. This run should be taken from Damen Start. The Jury supports this decision and will make necessary arrangements if athletes wish to take one run from the lower start.

Addresses Nations to determine which athletes would like to take advantage of a systematic run.

AUS

Will this systematic run be in addition to the 6 Official Training Runs?

Wolfgang Strauss

Yes – but only from the Damen Start.

13 Athletes confirmed to take systematic training run, 3 to be confirmed. Please reconfirm with the Race Office tonight before 21:40 (before the Track Walk).

FRA

When will this extra run be taken?

Wolfgang Strauss

This will be determined once the number of athletes participating are confirmed (after the Track Walk).

CAN

Can this information be distributed electronically?

Ryan Davenport

Information will be available in hardcopy in mailboxes at the Race Office, and at the Sport Information Desk at the Athlete's Village.

GBR

Concerned that given the recent accident, 30 – 45 minutes is not enough time for Track Walks (as scheduled). Requests 90 minutes.

Tracy Seitz
Chief of Ice and Track Operations

Due to a congested training schedule, there is no additional time for Track Walks.

AUS

If an athlete crashes and receives clearance to continue training, and is unable to get to the start in time for their 2nd run, will the athlete be permitted to go at the end of the order?

Wolfgang Strauss

Yes.

AUS

In case of a medical emergency, will media access be limited or will they be removed from the venue?

Andrea Miller
Bobsleigh & Skeleton Competition Manager

Areas will be cleared as necessary in the event of a medical incident – including Media.

AUS

Support staff doing video were told by media that they had priority over coaches. Media needs to be reminded that Coaches have first priority.

Andrea Miller

This issue will be discussed and addressed as necessary.

AUS

Suggests that Team Captains let team members know that the Interfaith Center on the 2nd floor of the Residence Services building in the Athlete's Village has a book (to be signed) that will be sent to the Georgian athlete's family.

GER

What will the track prep during training entail?

Ryan Davenport

The 1st day will depend on the number of athletes participating in the supplementary run, but ideally we will have a spritz before the women and a spritz before the men.

GER

Addressed condition of outrun after Bobsleigh training.

Ryan Davenport

The condition of the outrun will be a top priority for Track workers.



TEAM CAPTAINS MEETING MINUTES

SUN 14 FEB / DIM 14 FÉV START TIME / DÉBUT 17:30

- AUS Could the Jury define a “crash” – when will athletes be required to see a doctor?
- Dr. David McDonagh Two situations: if an athlete gets separated from the sled or if they seek medical attention voluntarily.
- USA Based on the training schedule, it appears that there will be the required time for full track preparation.
- Wolfgang Strauss We will go through the schedule and do whatever is possible based on time.
- CAN The Runner Control Schedule seems too late – can we move to earlier in day, directly after training?
- Walter Sennhauser
Materials Commission – FIBT It will be possible to do adjacent to training – runners need to be warm and clean. Please consider that there is a Team Captain Meeting scheduled right after training. Some Nations may not have enough staff to cover both.
- Wolfgang Strauss Please see Walter to change your time as necessary.
- GBR How many team members are permitted to access Start and Finish during training and competition?
- Ryan Davenport Armbands will be used during competition in Start and Finish areas. None are required for training.
- GBR How many will be allowed at the Finish?
- Ryan Davenport This will be explained at the TCM before the race – 1 per athlete at the Start and Finish. If you have more than one athlete, please ensure that there is only one team official in these areas at any given time.
- GBR Will team Doctors be allowed at the Finish dock?
- Ryan Davenport This decision will be made prior to the beginning of competition.
- Wolfgang Strauss The bibs and sled numbers for Training Days # 1 – 3, will be distributed after this meeting.
- Reminder that anyone using a new sled must register with Walter prior to competition.
- Ryan Davenport Reminder of Rule 51 Enforcement. Additional information available in Team Captain’s Manual. Please see Shozo Suzuki with further questions.
- Addressed Doping Control. Additional information available in Team Captain’s Manual. Reminder that testing will occur during training and competition. When in Athlete’s village or on venue, doping will be conducted by VANOC. When offsite, doping will be conducted by WADA. Please be aware of time constraints.
- Please remind athletes that the IOC requires all athletes to walk through the mixed zone – even if they do not wish to speak with the media.
- Dr. Cara Ewert
Venue Medical Officer – VANOC Addresses Medical Services on site. Additional handout available on request at the Race Office.
- NOC Team Physicians Medical Orientation Meetings
Monday, 15 February: 12:00 – 13:00 OR 13:30 – 14:00
- Ryan Davenport Brief description of Family and Friends Program. Please contact the Race Office with the names of participants. NOTE: maximum of 2 per athlete. These passes are NON TRANSFERABLE and ID will likely be checked upon arrival to the venue.
- It is very important to have a fair race, thus we will be very consistent with sweeping protocol. All athletes will have an equal sweep at the start – entailing 8 sweepers for all training sessions and competition.
- SNOW: sweep between every sled
DRY: sweep between every 5th sled
RAIN: continually cutting groove throughout session.



TEAM CAPTAINS MEETING MINUTES

SUN 14 FEB / DIM 14 FÉV START TIME / DÉBUT 17:30

This is not the normal procedure, but has been approved by the Jury.

CAN Will there be rapid transit to the top for athletes that may require longer in the mixed zone?

Ryan Davenport Trucks will run in 10 minute intervals, regardless of number of athletes. Please remind your athletes to be aware of time to not affect the parc ferme.

GBR In terms of maintaining consistent track conditions and a fair competition, depending on weather (if the track frosts over) - is it possible to have a spritz after every 5 athletes?

Ryan Davenport There is limited time for this, but the best possible track preparation will be done.


SUI Wondering if the FIBT can assist in assessing athlete's abilities to slide safely on the track (given recent incident).

Wolfgang Strauss The Jury will seriously consider any concerns brought forth by coaches. Additionally, the supplementary run has been put in place reflecting this concern.


At this point, the track is optimally prepared. Everything that can be done to prevent injuries will be done, but accidents can not be prevented from happening.

Please do not forget to collect sled numbers and bibs.

Meeting adjourned.



JURY PRESIDENT: _____
Wolfgang Strauss



RACE DIRECTOR: _____
Ryan Davenport



TEAM CAPTAINS MEETING MINUTES

WED 17 FEB / MER 17 FÉV START TIME / DÉBUT 14:00

Ryan Davenport
Race Director

Welcome all to Whistler for the Vancouver 2010 Winter Olympics.
Congratulations to all athletes on qualifying.

Wolfgang Strauss
Jury President

Welcome to all Team Captains and team officials. Roll call of Nations: AUS, AUT, CAN, ESP, FRA, GBR, GER, IRL, ITA, JPN, KOR, LAT, NOR, NZL, ROU, RUS, SLO, SUI and USA. All 19 nations were present.

Special thank you to all athletes, coaches and team officials for their cooperation and efforts resulting in a successful training week – especially on the first day of Official Training. Also compliments organization, race office, track crew and officials on a job well done.

As mentioned by the Race Director, all 20 women and 28 men have qualified for Olympic competition. Start list will be by FIBT ranking for Heat 1.

Protocol has been distributed. Please note that there is very limited time between Heats 1 – 2 and Heat 3 – 4. This could cause some issues with sled transportation and the parc ferme. The Jury will do whatever is in the best interest of running a smooth competition. Requests cooperation and some flexibility.

In terms of track prep, a spritz before the 1st, 2nd, 3rd and 4th run has been scheduled. Weather conditions could also affect track preparation. If this is the case, the Jury will consider conditions and make the best decision possible.

SUI

What is the start interval?

Wolfgang Strauss

2 minutes and 5 seconds per sled.

Reminder of Rule 51. There were issues during training with athletes displaying illegal markings. It is very important that all athletes must follow Rule 51 on competition days.

Additional information from the IOC – athletes must not have names or nicknames on their helmets, sleds or suits.

Competition bibs and sled numbers will be available from the race office following the meeting.

GER

When referring to 'names' – does this include sled manufacturers?

Wolfgang Strauss

The name of the producer is permitted, but please follow measurement rules – 60cm².

Reminder that the memorial book for the Georgian luge athlete will be kept in the Team Captain Meeting room. Please let all athletes and team officials know.

Ryan Davenport

Please be aware that the finish line markers (trackside and in the ice) will be in place tomorrow (after Luge competitions are complete).
Additional reminder regarding sled transport – trucks will begin running 3 hours prior



TEAM CAPTAINS MEETING MINUTES

WED 17 FEB / MER 17 FÉV START TIME / DÉBUT 14:00

- Ryan Davenport to the start of competition.
The weight scale will be available through out the day before races – reminder that Bobsleigh training on 18 February will finish 2.5 hours before the start of competition and 3.25 hours before that start of competition on 19 February.
- GBR What will be shade procedure be during competition?
- Ryan Davenport There will be no sun on the track at 15:45, so the shades will all be open.
- GBR Is it possible to have additional support staff at the finish?
- Ryan Davenport No, one per athlete.
- GBR What about a team physician?
- Ryan Davenport A decision has yet to be made on this question. We will come to a resolution and let you know.
- CAN Could you please clarify where coaches are allowed to be along the track? There was confusion in Torino and we would like to avoid this.
- Ryan Davenport We are most concerned about the limited space in front of the Olympic look backdrop (behind Start Block) . There is also limited space available on the finish dock, please wear the required armband and stay out of the way as much as possible. Also, a reminder that the flower ceremonies will also take place on the Finish dock. It may be required to do a purge of those not required on dock prior to ceremony.
- CAN Will there be a broadcast camera at the finish, similar to the camera used at World Cup, that followed athletes up the outrun?
- Ryan Davenport Today was the dress rehearsal for OBSV, and this camera was used. You should expect the same for competition days.
- CAN Can we ensure that these camera men are aware that coaches will be coming up behind them to help their athletes?
- Ryan Davenport Yes.
- GBR Can we ensure that the outrun will be taken care of following Bobsleigh training?
- Ryan Davenport It has already been agreed (with the Chief of Track) that the outrun will have priority over corner maintenance. We realize that with the restriction of 2 sets of runners for 4 runs, we must ensure that runners are not damaged.
- FRA If a coach has a Start Armband and wanted to go to the Finish dock to congratulate their athlete, would they be allowed on the dock?
- Ryan Davenport No, the necessary armband will be required by all individuals at the Start or Finish.




TEAM CAPTAINS MEETING MINUTES

WED 17 FEB / MER 17 FÉV START TIME / DÉBUT 14:00


Wolfgang Strauss

If there are no more questions, please remember your runner control appointments and I wish you all a successful competition.

Meeting adjourned.



JURY PRESIDENT: _____
Wolfgang Strauss



RACE DIRECTOR: _____
Ryan Davenport



RESULTS / RÉSULTATS

MON 15 FEB 2010 / LUN 15 FEV 2010

Start Order	Bib No	NOC Code	Name	Start Time	Rk	Int 1 Rk	Int 2 Rk	Int 3 Rk	Int 4 Rk	Finish Time	Rk	Time Behind	Speed (km/h)	(mph)
1	1	SUI	PEDERSEN Maya	5.34=14		17.27 16	31.86 12	41.28 10	49.49 9	55.51 10		+1.47	137.9	85.7
				5.33 15		17.17 15	31.98 15	41.59 14	49.92 14	55.88 14		+1.53	136.7	85.0
2	2	ITA	ZANOLETTI Costanza	5.29 11		17.14=12	32.10 15	41.91 15	50.47 15	56.74 16		+2.70	133.2	82.8
				5.23 11		17.04 11	32.11 16	42.10 17	50.72 17	57.03 17		+2.68	131.2	81.5
3	3	GER	SZYMKOWIAK Kerstin	5.25 10		16.99 =8	31.50 4	40.97 4	49.20 5	55.07 5		+1.03	137.7	85.6
				5.22 =9		16.97 =8	31.60 =6	41.09 6	49.32 5	55.15 4		+0.80	138.5	86.0
4	4	GER	TROTT Marion	5.34=14		17.14=12	31.64 8	41.01 6	49.10 4	54.86 3		+0.82	140.2	87.1
				5.36 16		17.19 16	31.80 12	41.31 12	49.55 9	55.38 7		+1.03	138.3	85.9
5	5	GER	HUBER Anja	5.08 =1		16.77 2	31.36 3	40.82 3	49.06 3	54.96 4		+0.92	138.5	86.1
				5.11 3		16.87 2	31.50 5	41.01 5	49.43 6	55.48 8		+1.13	135.8	84.3
6	6	NOR	BJERKE Desiree	5.49 18		17.51 18	32.43 16	42.10 16	50.55 16	56.65 15		+2.61	134.4	83.5
				5.46 17		17.48 17	32.39 17	42.04 16	50.40=15	56.43 15		+2.08	136.1	84.6
7	7	JPN	KOMURO Nozomi	5.31 13		17.19=14	31.99 14	41.71 13	50.12 13	56.29 13		+2.25	134.3	83.4
				5.16 4		16.92 6	31.60 =6	41.21 8	49.57 10	55.65 11		+1.30	136.0	84.5
8	8	NZL	STODDARD Tionette	5.19 =4		16.97 7	32.85 18	43.24 18	51.96 18	58.20 18		+4.16	132.1	82.1
										DNS				
9	9	RUS	TRUNOVA Svetlana	5.38 17		17.46 17	33.22 19	43.62 19	52.90 20	59.53 20		+5.49	125.2	77.8
				5.24=12		17.09 14	31.97 14	41.82 15	50.40=15	56.56 16		+2.21	133.5	82.9
10	10	RUS	YUDINA Elena	5.66 20		17.79 20	33.71 20	43.98 20	52.82 19	59.51 19		+5.47	129.1	80.2
				5.55 19		17.75 19	33.12 18	43.15 18	51.76 18	58.11 18		+3.76	132.7	82.4
11	11	AUS	LINCOLN-SMITH Emma	5.20 7		16.99 =8	31.92 13	41.76 14	50.24 14	56.30 14		+2.26	134.8	83.7
				5.19 =6		16.97 =8	31.70 9	41.29 11	49.61 12	55.66 12		+1.31	137.1	85.2
12	12	AUS	HOAR Melissa	5.35 16		17.19=14	31.71 9	41.16 8	49.45 8	55.42 8		+1.38	137.4	85.3
				5.27 14		17.07 13	31.72=10	41.24 9	49.53 8	55.54 9		+1.19	137.8	85.6
13	13	ROU	MAZILU Maria Marinela	5.51 19		17.58 19	32.72 17	42.78 17	51.49 17	57.88 17		+3.84	130.8	81.2
				5.49 18		17.73 18	33.19 19	43.37 19	52.14 19	58.56 19		+4.21	130.2	80.9
14	14	GBR	RUDMAN Shelley	5.30 12		17.01 10	31.58 7	41.17 9	49.50 10	55.45 9		+1.41	136.3	84.7
				5.17 5		16.89 3	31.48 4	40.98 =3	49.25 4	55.17 5		+0.82	137.7	85.5
15	15	GBR	WILLIAMS Amy	5.08 =1		16.87 3	31.72 10	41.37=11	49.72 11	55.72 11		+1.68	136.9	85.0
				5.07 2		16.90 4	31.81 13	41.41 13	49.75 13	55.77 13		+1.42	136.3	84.7
16	16	CAN	HOLLINGSWORTH Mellisa	5.09 3		16.75 1	31.03 1	40.24 1	48.25 1	54.04 1		0.00	141.9	88.1
				5.03 1		16.65 1	31.05 1	40.38 1	48.52 1	54.35 1		0.00	139.6	86.7
17	17	CAN	GOUGH Amy	5.22 8		16.93 4	31.33 2	40.59 2	48.67 2	54.45 2		+0.41	139.7	86.8
				5.19 =6		16.91 5	31.45 2	40.82 2	48.97 2	54.82 2		+0.47	139.2	86.5
18	18	CAN	KELLY Michelle	5.19 =4		16.95 6	31.53 6	41.09 7	49.39 7	55.36 7		+1.32	137.0	85.1
				5.20 8		16.93 7	31.46 3	40.98 =3	49.21 3	55.11 3		+0.76	137.4	85.3
19	19	USA	PIKUS-PACE Noelle	5.23 9		17.08 11	31.77 11	41.37=11	49.79 12	55.83 12		+1.79	134.2	83.4
				5.22 =9		16.99 10	31.64 8	41.19 7	49.47 7	55.34 6		+0.99	137.5	85.4
20	20	USA	UHLAENDER Katie	5.19 =4		16.94 5	31.52 5	41.00 5	49.31 6	55.28 6		+1.24	136.4	84.7
				5.24=12		17.06 12	31.72=10	41.26 10	49.60 11	55.60 10		+1.25	136.6	84.9

LEGEND

= Equal sign indicates that two or more competitors share the same rank

DNS Did not start

Int Intermediate time

No Number

Rk Rank



PERFORMANCE ANALYSIS / ANALYSE DE LA PERFORMANCE

MON 15 FEB 2010 / LUN 15 FEV 2010

Start Order	Bib No	NOC Code	Name	Start Time	Rk	S-1 Rk	1-2 Rk	2-3 Rk	3-4 Rk	4-F Rk	Finish Time	Rk	Time Behind	Speed (km/h)	(mph)
1	1	SUI	PEDERSEN Maya	5.34=14	11.93 16	14.59 =9	9.42 4	8.21 4	6.02 11	55.51 10	+1.47	137.9	85.7		
				5.33 15	11.84 15	14.81 13	9.61=13	8.33 10	5.96 8	55.88 14	+1.53	136.7	85.0		
2	2	ITA	ZANOLETTI Costanza	5.29 11	11.85=13	14.96 16	9.81 15	8.56 16	6.27 17	56.74 16	+2.70	133.2	82.8		
				5.23 11	11.81 11	15.07 17	9.99 17	8.62 18	6.31 17	57.03 17	+2.68	131.2	81.5		
3	3	GER	SZYMKOWIAK Kerstin	5.25 10	11.74 5	14.51 4	9.47 7	8.23 5	5.87 4	55.07 5	+1.03	137.7	85.6		
				5.22 =9	11.75 5	14.63 =6	9.49 3	8.23 =3	5.83 =1	55.15 4	+0.80	138.5	86.0		
4	4	GER	TROTT Marion	5.34=14	11.80 11	14.50 3	9.37 3	8.09 3	5.76 1	54.86 3	+0.82	140.2	87.1		
				5.36 16	11.83=13	14.61 5	9.51 =5	8.24 5	5.83 =1	55.38 7	+1.03	138.3	85.9		
5	5	GER	HUBER Anja	5.08 =1	11.69 2	14.59 =9	9.46 6	8.24 6	5.90 5	54.96 4	+0.92	138.5	86.1		
				5.11 3	11.76 =6	14.63 =6	9.51 =5	8.42 15	6.05=13	55.48 8	+1.13	135.8	84.3		
6	6	NOR	BJERKE Desiree	5.49 18	12.02 17	14.92 14	9.67 13	8.45 14	6.10 14	56.65 15	+2.61	134.4	83.5		
				5.46 17	12.02 17	14.91=15	9.65 15	8.36=13	6.03 12	56.43 15	+2.08	136.1	84.6		
7	7	JPN	KOMURO Nozomi	5.31 13	11.88 15	14.80 12	9.72 14	8.41 12	6.17 15	56.29 13	+2.25	134.3	83.4		
				5.16 4	11.76 =6	14.68 11	9.61=13	8.36=13	6.08 15	55.65 11	+1.30	136.0	84.5		
8	8	NZL	STODDARD Tionette	5.19 =4	11.78 8	15.88 19	10.39 19	8.72 18	6.24 16	58.20 18	+4.16	132.1	82.1		
										DNS					
9	9	RUS	TRUNOVA Svetlana	5.38 17	12.08 19	15.76 18	10.40 20	9.28 20	6.63 19	59.53 20	+5.49	125.2	77.8		
				5.24=12	11.85 16	14.88 14	9.85 16	8.58 16	6.16 16	56.56 16	+2.21	133.5	82.9		
10	10	RUS	YUDINA Elena	5.66 20	12.13 20	15.92 20	10.27 18	8.84 19	6.69 20	59.51 19	+5.47	129.1	80.2		
				5.55 19	12.20 18	15.37 18	10.03 18	8.61 17	6.35 18	58.11 18	+3.76	132.7	82.4		
11	11	AUS	LINCOLN-SMITH Emma	5.20 7	11.79 =9	14.93 15	9.84 16	8.48 15	6.06 13	56.30 14	+2.26	134.8	83.7		
				5.19 =6	11.78 9	14.73 12	9.59 11	8.32 9	6.05=13	55.66 12	+1.31	137.1	85.2		
12	12	AUS	HOAR Melissa	5.35 16	11.84 12	14.52 5	9.45 5	8.29 7	5.97 =7	55.42 8	+1.38	137.4	85.3		
				5.27 14	11.80 10	14.65 =8	9.52 =7	8.29 8	6.01 10	55.54 9	+1.19	137.8	85.6		
13	13	ROU	MAZILU Maria Marinela	5.51 19	12.07 18	15.14 17	10.06 17	8.71 17	6.39 18	57.88 17	+3.84	130.8	81.2		
				5.49 18	12.24 19	15.46 19	10.18 19	8.77 19	6.42 19	58.56 19	+4.21	130.2	80.9		
14	14	GBR	RUDMAN Shelley	5.30 12	11.71 =3	14.57 6	9.59 10	8.33 10	5.95 6	55.45 9	+1.41	136.3	84.7		
				5.17 5	11.72 =2	14.59 4	9.50 4	8.27 6	5.92 7	55.17 5	+0.82	137.7	85.5		
15	15	GBR	WILLIAMS Amy	5.08 =1	11.79 =9	14.85 13	9.65 12	8.35 11	6.00 10	55.72 11	+1.68	136.9	85.0		
				5.07 2	11.83=13	14.91=15	9.60 12	8.34=11	6.02 11	55.77 13	+1.42	136.3	84.7		
16	16	CAN	HOLLINGSWORTH Mellisa	5.09 3	11.66 1	14.28 1	9.21 1	8.01 1	5.79 3	54.04 1	0.00	141.9	88.1		
				5.03 1	11.62 1	14.40 1	9.33 1	8.14 1	5.83 =1	54.35 1	0.00	139.6	86.7		
17	17	CAN	GOUGH Amy	5.22 8	11.71 =3	14.40 2	9.26 2	8.08 2	5.78 2	54.45 2	+0.41	139.7	86.8		
				5.19 =6	11.72 =2	14.54 3	9.37 2	8.15 2	5.85 4	54.82 2	+0.47	139.2	86.5		
18	18	CAN	KELLY Michelle	5.19 =4	11.76 7	14.58 =7	9.56 9	8.30 8	5.97 =7	55.36 7	+1.32	137.0	85.1		
				5.20 8	11.73 4	14.53 2	9.52 =7	8.23 =3	5.90 6	55.11 3	+0.76	137.4	85.3		
19	19	USA	PIKUS-PACE Noelle	5.23 9	11.85=13	14.69 11	9.60 11	8.42 13	6.04 12	55.83 12	+1.79	134.2	83.4		
				5.22 =9	11.77 8	14.65 =8	9.55 10	8.28 7	5.87 5	55.34 6	+0.99	137.5	85.4		
20	20	USA	UHLAENDER Katie	5.19 =4	11.75 6	14.58 =7	9.48 8	8.31 9	5.97 =7	55.28 6	+1.24	136.4	84.7		
				5.24=12	11.82 12	14.66 10	9.54 9	8.34=11	6.00 9	55.60 10	+1.25	136.6	84.9		



PERFORMANCE ANALYSIS / ANALYSE DE LA PERFORMANCE

MON 15 FEB 2010 / LUN 15 FEV 2010

Start Order	Bib No	NOC Code	Name	Start Time	Rk	S-1 Rk	1-2 Rk	2-3 Rk	3-4 Rk	4-F Rk	Finish Time	Rk	Time Behind	Speed (km/h)	Speed (mph)
-------------	--------	----------	------	------------	----	--------	--------	--------	--------	--------	-------------	----	-------------	--------------	-------------

LEGEND

=	Equal sign indicates that two or more competitors share the same rank														
1-2	Segment: 1st to 2nd intermediate point	2-3	Segment: 2nd to 3rd intermediate point	3-4	Segment: 3rd to 4th intermediate point	4-F	Segment: 4th intermediate point to finish								
DNS	Did not start	No	Number	Rk	Rank	S-1	Segment: Start to 1st intermediate point								



RESULTS / RÉSULTATS

TUE 16 FEB 2010 / MAR 16 FEV 2010

Start Order	Bib No	NOC Code	Name	Start Time	Rk	Int 1 Rk	Int 2 Rk	Int 3 Rk	Int 4 Rk	Finish Time	Rk	Time Behind	Speed (km/h)	(mph)				
1	19	USA	PIKUS-PACE Noelle	5.09	8	16.72	7	31.21	6	40.57	5	48.71	5	54.54	5	+0.36	139.9	86.9
				5.12	=6	16.80	=4	31.20	3	40.48	2	48.63	2	54.51	2	+0.52	139.0	86.4
2	20	USA	UHLAENDER Katie	5.03	2	16.62	1	31.19	4	40.75	8	49.13	11	55.24	=12	+1.06	135.3	84.1
				5.06	1	16.70	1	31.16	2	40.58	=3	48.81	5	54.70	5	+0.71	138.4	86.0
3	16	CAN	HOLLINGSWORTH Mellisa	5.07	=5	16.69	4	31.14	3	40.43	3	48.58	3	54.42	3	+0.24	139.6	86.7
				5.09	3	16.72	2	31.01	1	40.25	1	48.27	1	53.99	1	0.00	141.6	88.0
4	17	CAN	GOUGH Amy	5.16	15	16.85	13	31.25	7	40.47	4	48.51	2	54.18	1	0.00	141.4	87.8
				5.18	=12	16.90	=9	31.60	11	41.07	=8	49.29	8	55.12	8	+1.13	138.5	86.1
5	18	CAN	KELLY Michelle	5.07	=5	16.70	=5	31.26	8	40.85	11	49.17	12	55.12	11	+0.94	136.5	84.8
				5.08	2	16.80	=4	31.55	=7	41.18	10	49.47	11	55.39	11	+1.40	136.4	84.8
6	14	GBR	RUDMAN Shelley	5.12	9	16.80	10	31.27	9	40.63	7	48.89	=7	54.90	8	+0.72	137.9	85.7
				5.18	=12	16.96	13	31.59	10	41.07	=8	49.33	9	55.36	10	+1.37	136.5	84.8
7	15	GBR	WILLIAMS Amy	4.97	1	16.64	2	31.08	2	40.38	1	48.49	1	54.35	2	+0.17	140.0	87.0
				5.10	=4	16.89	8	31.42	6	40.75	6	48.87	6	54.73	6	+0.74	139.7	86.8
8	13	ROU	MAZILU Maria Marinela	5.21	17	16.98	=17	31.72	17	41.50	17	50.08	17	56.45	18	+2.27	131.6	81.8
				5.34	19	17.28	19	32.49	20	42.58	20	51.33	20	57.73	20	+3.74	130.2	80.9
9	11	AUS	LINCOLN-SMITH Emma	5.08	7	16.73	8	31.29	10	40.99	14	49.39	14	55.52	14	+1.34	135.9	84.4
				5.13	8	16.86	7	31.56	9	41.28	12	49.72	14	55.79	14	+1.80	134.9	83.8
10	12	AUS	HOAR Melissa	5.22	18	16.97	16	31.42	12	40.77	9	48.97	9	54.95	10	+0.77	139.0	86.3
				5.28	17	17.13	16	31.86	14	41.39	14	49.69	13	55.76	13	+1.77	137.3	85.3
11	9	RUS	TRUNOVA Svetlana	5.13	=10	16.94	15	31.66	15	41.25	15	49.59	15	55.70	15	+1.52	137.2	85.2
				5.12	=6	16.95	12	31.91	=15	41.60	15	50.19	17	56.38	17	+2.39	132.6	82.3
12	10	RUS	YUDINA Elena	5.17	16	17.02	19	32.09	19	41.99	19	50.53	19	56.90	20	+2.72	133.8	83.1
				5.27	16	17.22	18	32.19	19	41.93	18	50.44	18	56.55	18	+2.56	134.1	83.3
13	8	NZL	STODDARD Tionette	5.13	=10	16.84	=11	31.92	18	41.79	18	50.36	18	56.42	17	+2.24	134.1	83.3
				5.20	=14	17.03	15	32.12	17	41.95	19	50.45	19	56.70	19	+2.71	135.0	83.9
14	7	JPN	KOMURO Nozomi	5.13	=10	16.84	=11	31.34	11	40.87	12	49.21	13	55.24	=12	+1.06	136.9	85.0
				5.16	10	16.90	=9	31.61	12	41.25	11	49.65	12	55.72	12	+1.73	135.8	84.3
15	6	NOR	BJERKE Desiree	5.45	20	17.36	20	32.47	20	42.16	20	50.58	20	56.86	19	+2.68	134.6	83.6
				5.42	20	17.34	20	32.18	18	41.76	17	50.13	=15	56.26	15	+2.27	134.6	83.6
16	3	GER	SZYMKOWIAK Kerstin	5.06	4	16.65	3	30.98	1	40.41	2	48.61	4	54.52	4	+0.34	140.1	87.0
				5.14	9	16.79	3	31.23	4	40.58	=3	48.75	4	54.60	4	+0.61	139.6	86.7
17	4	GER	TROTT Marion	5.28	19	16.98	=17	31.45	14	40.81	10	48.89	=7	54.59	6	+0.41	141.9	88.1
				5.33	18	17.16	17	31.82	13	41.29	13	49.45	10	55.24	9	+1.25	140.0	87.0
18	5	GER	HUBER Anja	5.05	3	16.70	=5	31.20	5	40.59	6	48.81	6	54.72	7	+0.54	138.5	86.1
				5.10	=4	16.84	6	31.33	5	40.61	5	48.74	3	54.56	3	+0.57	139.6	86.7
19	2	ITA	ZANOLETTI Costanza	5.15	=13	16.88	14	31.71	16	41.35	16	49.97	16	56.30	16	+2.12	133.2	82.8
				5.20	=14	17.02	14	31.91	=15	41.62	16	50.13	=15	56.35	16	+2.36	134.5	83.5
20	1	SUI	PEDERSEN Maya	5.15	=13	16.79	9	31.43	13	40.89	13	49.08	10	54.94	9	+0.76	139.2	86.4
				5.17	11	16.93	11	31.55	=7	41.04	7	49.25	7	55.10	7	+1.11	138.8	86.2

LEGEND

= Equal sign indicates that two or more competitors share the same rank

Int Intermediate time No Number Rk Rank



PERFORMANCE ANALYSIS / ANALYSE DE LA PERFORMANCE

TUE 16 FEB 2010 / MAR 16 FEV 2010

Start Order	Bib No	NOC Code	Name	Start Time	Rk	S-1 Rk	1-2 Rk	2-3 Rk	3-4 Rk	4-F Rk	Finish Time	Rk	Time Behind	Speed (km/h)	(mph)
1	19	USA	PIKUS-PACE Noelle	5.09	8	11.63 =4	14.49 8	9.36 =5	8.14 4	5.83 3	54.54	5	+0.36	139.9	86.9
				5.12 =6	11.68 4	14.40 2	9.28 =2	8.15 4	5.88 8	54.51	2	+0.52	139.0	86.4	
2	20	USA	UHLAENDER Katie	5.03	2	11.59 =1	14.57 13	9.56 12	8.38 14	6.11=14	55.24=12		+1.06	135.3	84.1
				5.06 1	11.64 2	14.46 4	9.42 6	8.23 9	5.89 9	54.70	5	+0.71	138.4	86.0	
3	16	CAN	HOLLINGSWORTH Mellisa	5.07 =5	11.62 3	14.45 =4	9.29 2	8.15 5	5.84 4	54.42	3	+0.24	139.6	86.7	
				5.09 3	11.63 1	14.29 1	9.24 1	8.02 1	5.72 1	53.99	1	0.00	141.6	88.0	
4	17	CAN	GOUGH Amy	5.16 15	11.69 11	14.40 2	9.22 1	8.04 1	5.67 1	54.18	1	0.00	141.4	87.8	
				5.18=12	11.72 =5	14.70=10	9.47 =7	8.22 8	5.83 4	55.12	8	+1.13	138.5	86.1	
5	18	CAN	KELLY Michelle	5.07 =5	11.63 =4	14.56=11	9.59=13	8.32 11	5.95 9	55.12	11	+0.94	136.5	84.8	
				5.08 2	11.72 =5	14.75 14	9.63 13	8.29 11	5.92 10	55.39	11	+1.40	136.4	84.8	
6	14	GBR	RUDMAN Shelley	5.12 9	11.68 10	14.47 =6	9.36 =5	8.26 10	6.01 11	54.90	8	+0.72	137.9	85.7	
				5.18=12	11.78 11	14.63 8	9.48 9	8.26 10	6.03 11	55.36	10	+1.37	136.5	84.8	
7	15	GBR	WILLIAMS Amy	4.97 1	11.67 9	14.44 3	9.30 3	8.11 3	5.86 =5	54.35	2	+0.17	140.0	87.0	
				5.10 =4	11.79 12	14.53 6	9.33 4	8.12 2	5.86 7	54.73	6	+0.74	139.7	86.8	
8	13	ROU	MAZILU Maria Marinela	5.21 17	11.77 17	14.74 16	9.78 18	8.58 19	6.37=19	56.45	18	+2.27	131.6	81.8	
				5.34 19	11.94 19	15.21 20	10.09 20	8.75 20	6.40 20	57.73	20	+3.74	130.2	80.9	
9	11	AUS	LINCOLN-SMITH Emma	5.08 7	11.65 =7	14.56=11	9.70 17	8.40 15	6.13 16	55.52	14	+1.34	135.9	84.4	
				5.13 8	11.73 7	14.70=10	9.72 17	8.44 15	6.07=12	55.79	14	+1.80	134.9	83.8	
10	12	AUS	HOAR Melissa	5.22 18	11.75 16	14.45 =4	9.35 4	8.20 =7	5.98 10	54.95	10	+0.77	139.0	86.3	
				5.28 17	11.85 17	14.73 13	9.53 11	8.30 12	6.07=12	55.76	13	+1.77	137.3	85.3	
11	9	RUS	TRUNOVA Svetlana	5.13=10	11.81 18	14.72 15	9.59=13	8.34=12	6.11=14	55.70	15	+1.52	137.2	85.2	
				5.12 =6	11.83=14	14.96 17	9.69 15	8.59 19	6.19 17	56.38	17	+2.39	132.6	82.3	
12	10	RUS	YUDINA Elena	5.17 16	11.85 19	15.07 18	9.90 20	8.54 17	6.37=19	56.90	20	+2.72	133.8	83.1	
				5.27 16	11.95 20	14.97 18	9.74 18	8.51=17	6.11 15	56.55	18	+2.56	134.1	83.3	
13	8	NZL	STODDARD Tionette	5.13=10	11.71=13	15.08 19	9.87 19	8.57 18	6.06 13	56.42	17	+2.24	134.1	83.3	
				5.20=14	11.83=14	15.09 19	9.83 19	8.50 16	6.25 19	56.70	19	+2.71	135.0	83.9	
14	7	JPN	KOMURO Nozomi	5.13=10	11.71=13	14.50 =9	9.53 11	8.34=12	6.03 12	55.24=12		+1.06	136.9	85.0	
				5.16 10	11.74 =8	14.71 12	9.64 14	8.40 14	6.07=12	55.72	12	+1.73	135.8	84.3	
15	6	NOR	BJERKE Desiree	5.45 20	11.91 20	15.11 20	9.69 16	8.42 16	6.28 17	56.86	19	+2.68	134.6	83.6	
				5.42 20	11.92 18	14.84 15	9.58 12	8.37 13	6.13 16	56.26	15	+2.27	134.6	83.6	
16	3	GER	SZYMKOWIAK Kerstin	5.06 4	11.59 =1	14.33 1	9.43 9	8.20 =7	5.91 =7	54.52	4	+0.34	140.1	87.0	
				5.14 9	11.65 3	14.44 3	9.35 5	8.17 6	5.85 =5	54.60	4	+0.61	139.6	86.7	
17	4	GER	TROTT Marion	5.28 19	11.70 12	14.47 =6	9.36 =5	8.08 2	5.70 2	54.59	6	+0.41	141.9	88.1	
				5.33 18	11.83=14	14.66 9	9.47 =7	8.16 5	5.79 2	55.24	9	+1.25	140.0	87.0	
18	5	GER	HUBER Anja	5.05 3	11.65 =7	14.50 =9	9.39 8	8.22 9	5.91 =7	54.72	7	+0.54	138.5	86.1	
				5.10 =4	11.74 =8	14.49 5	9.28 =2	8.13 3	5.82 3	54.56	3	+0.57	139.6	86.7	
19	2	ITA	ZANOLETTI Costanza	5.15=13	11.73 15	14.83 17	9.64 15	8.62 20	6.33 18	56.30	16	+2.12	133.2	82.8	
				5.20=14	11.82 13	14.89 16	9.71 16	8.51=17	6.22 18	56.35	16	+2.36	134.5	83.5	
20	1	SUI	PEDERSEN Maya	5.15=13	11.64 6	14.64 14	9.46 10	8.19 6	5.86 =5	54.94	9	+0.76	139.2	86.4	
				5.17 11	11.76 10	14.62 7	9.49 10	8.21 7	5.85 =5	55.10	7	+1.11	138.8	86.2	



PERFORMANCE ANALYSIS / ANALYSE DE LA PERFORMANCE

TUE 16 FEB 2010 / MAR 16 FEV 2010

Start Order	Bib No	NOC Code	Name	Start Time	Rk	S-1 Rk	1-2 Rk	2-3 Rk	3-4 Rk	4-F Rk	Finish Time	Rk	Time Behind	Speed (km/h)	Speed (mph)
-------------	--------	----------	------	------------	----	--------	--------	--------	--------	--------	-------------	----	-------------	--------------	-------------

LEGEND

=	Equal sign indicates that two or more competitors share the same rank														
1-2	Segment: 1st to 2nd intermediate point	2-3	Segment: 2nd to 3rd intermediate point	3-4	Segment: 3rd to 4th intermediate point	4-F	Segment: 4th intermediate point to finish								
No	Number	Rk	Rank	S-1	Segment: Start to 1st intermediate point										



RESULTS / RÉSULTATS

WED 17 FEB 2010 / MER 17 FEV 2010

Start Order	Bib No	NOC Code	Name	Start Time	Rk	Int 1 Rk	Int 2 Rk	Int 3 Rk	Int 4 Rk	Finish Time	Rk	Time Behind	Speed (km/h)	(mph)				
1	16	CAN	HOLLINGSWORTH Mellisa	5.05	=3	16.67	=1	30.98	1	40.22	1	48.21	1	53.90	1	0.00	142.5	88.5
				5.06	2	16.78	=2	31.33	=1	40.65	1	48.70	1	54.43	1	0.00	141.3	87.8
2	14	GBR	RUDMAN Shelley	5.10	=7	16.81	=7	31.63	13	41.12	12	49.35	13	55.34	13	+1.44	137.9	85.7
				5.15	=8	16.87	=5	31.33	=1	40.70	=3	48.88	4	54.86	4	+0.43	138.8	86.2
3	3	GER	SZYMKOWIAK Kerstin	5.12	9	16.76	4	31.17	4	40.52	3	48.70	=3	54.56	4	+0.66	138.9	86.3
														DNS				
4	4	GER	TROTT Marion	5.30	19	17.00	16	31.45	9	40.83	8	48.93	8	54.62	7	+0.72	140.9	87.5
				5.28	16	17.04	13	31.65	11	41.15	=10	49.33	9	55.08	7	+0.65	140.1	87.0
5	15	GBR	WILLIAMS Amy	5.03	1	16.73	3	31.12	2	40.43	2	48.50	2	54.22	2	+0.32	141.3	87.8
				5.09	=5	16.88	8	31.39	5	40.70	=3	48.80	2	54.55	2	+0.12	141.0	87.6
6	19	USA	PIKUS-PACE Noelle	5.16	=11	16.84	10	31.21	5	40.57	=4	48.70	=3	54.58	6	+0.68	139.7	86.8
				5.15	=8	16.87	=5	31.52	8	41.03	8	49.24	8	55.31	10	+0.88	138.8	86.2
7	20	USA	UHLAENDER Katie	5.05	=3	16.67	=1	31.15	3	40.57	=4	48.79	6	54.67	8	+0.77	138.1	85.8
				5.18	13	16.90	10	31.41	6	40.84	5	49.10	5	55.06	6	+0.63	137.5	85.4
8	5	GER	HUBER Anja	5.04	2	16.81	=7	31.33	6	40.65	6	48.75	5	54.48	3	+0.58	140.3	87.1
				5.02	1	16.76	1	31.38	4	40.69	2	48.81	3	54.59	3	+0.16	140.6	87.3
9	17	CAN	GOUGH Amy	5.16	=11	16.85	11	31.37	7	40.75	7	48.85	7	54.57	5	+0.67	140.6	87.4
				5.19	14	16.89	9	31.47	7	40.92	6	49.13	6	54.96	5	+0.53	138.8	86.2
10	1	SUI	PEDERSEN Maya	5.19	15	16.94	13	31.69	15	41.17	14	49.31	12	55.16	11	+1.26	140.1	87.0
				5.23	15	17.05	=14	31.68	12	41.15	=10	49.34	10	55.25	9	+0.82	138.1	85.8
11	12	AUS	HOAR Melissa	5.29	18	17.07	18	31.52	12	40.86	9	48.94	9	54.84	9	+0.94	140.4	87.2
				5.29	17	17.12	16	31.80	14	41.28	12	49.46	12	55.34	12	+0.91	139.3	86.5
12	9	RUS	TRUNOVA Svetlana	5.08	5	16.80	6	31.51	11	41.13	13	49.52	14	55.54	14	+1.64	135.3	84.0
				5.07	3	16.94	=11	31.93	15	41.65	16	50.01	14	56.01	13	+1.58	136.3	84.7
13	18	CAN	KELLY Michelle	5.14	10	16.86	12	31.46	10	40.94	10	49.16	10	55.01	10	+1.11	137.5	85.4
				5.08	4	17.30	19	33.93	19	44.11	19	52.68	19	58.72	19	+4.29	133.9	83.2
14	11	AUS	LINCOLN-SMITH Emma	5.10	=7	16.78	5	31.39	8	40.97	11	49.25	11	55.25	12	+1.35	137.9	85.7
				5.09	=5	16.78	=2	31.36	3	40.93	7	49.22	7	55.19	8	+0.76	137.5	85.4
15	8	NZL	STODDARD Tionette	5.18	14	16.97	15	31.89	18	41.66	18	50.10	19	56.17	18	+2.27	135.9	84.4
				5.15	=8	16.85	4	31.59	10	41.42	=13	50.13	16	56.42	=16	+1.99	131.2	81.5
16	10	RUS	YUDINA Elena	5.20	16	17.06	17	31.87	17	41.47	17	49.79	16	55.78	16	+1.88	136.8	85.0
				5.16	11	17.05	=14	31.94	16	41.58	15	50.06	15	56.14	15	+1.71	133.9	83.2
17	7	JPN	KOMURO Nozomi	5.17	13	16.95	14	31.66	14	41.28	15	49.66	15	55.70	15	+1.80	136.5	84.8
				5.17	12	16.94	=11	31.57	9	41.06	9	49.36	11	55.32	11	+0.89	137.4	85.3
18	6	NOR	BJERKE Desiree	5.35	20	17.18	20	32.13	19	41.74	19	50.07	18	56.20	19	+2.30	136.0	84.5
				5.36	19	17.26	17	32.13	17	41.90	17	50.32	17	56.42	=16	+1.99	135.9	84.4
19	2	ITA	ZANOLETTI Costanza	5.09	6	16.82	9	31.74	16	41.40	16	49.87	17	56.02	17	+2.12	132.7	82.5
				5.09	=5	16.87	=5	31.71	13	41.42	=13	49.92	13	56.11	14	+1.68	132.9	82.6
20	13	ROU	MAZILU Maria Marinela	5.27	17	17.17	19	32.45	20	42.55	20	51.27	20	57.69	20	+3.79	131.4	81.6
				5.35	18	17.27	18	32.55	18	42.65	18	51.49	18	58.23	18	+3.80	125.2	77.8

LEGEND

= Equal sign indicates that two or more competitors share the same rank

DNS Did not start

Int Intermediate time

No Number

Rk Rank



PERFORMANCE ANALYSIS / ANALYSE DE LA PERFORMANCE

WED 17 FEB 2010 / MER 17 FEV 2010

Start Order	Bib No	NOC Code	Name	Start Time	Rk	S-1 Rk	1-2 Rk	2-3 Rk	3-4 Rk	4-F Rk	Finish Time	Rk	Time Behind	Speed (km/h)	(mph)					
1	16	CAN	HOLLINGSWORTH Mellisa	5.05	=3	11.62	=1	14.31	1	9.24	1	7.99	1	5.69	=1	53.90	1	0.00	142.5	88.5
				5.06	2	11.72	=4	14.55	4	9.32	3	8.05	1	5.73	1	54.43	1	0.00	141.3	87.8
2	14	GBR	RUDMAN Shelley	5.10	=7	11.71	9	14.82	16	9.49	12	8.23	12	5.99	=12	55.34	13	+1.44	137.9	85.7
				5.15	=8	11.72	=4	14.46	1	9.37	4	8.18	=4	5.98	11	54.86	4	+0.43	138.8	86.2
3	3	GER	SZYMKOWIAK Kerstin	5.12	9	11.64	3	14.41	4	9.35	5	8.18	9	5.86	8	54.56	4	+0.66	138.9	86.3
DNS																				
4	4	GER	TROTT Marion	5.30	19	11.70	=7	14.45	=5	9.38	=7	8.10	=4	5.69	=1	54.62	7	+0.72	140.9	87.5
				5.28	16	11.76	9	14.61	7	9.50	10	8.18	=4	5.75	=2	55.08	7	+0.65	140.1	87.0
5	15	GBR	WILLIAMS Amy	5.03	1	11.70	=7	14.39	3	9.31	2	8.07	2	5.72	=3	54.22	2	+0.32	141.3	87.8
				5.09	=5	11.79	12	14.51	=2	9.31	=1	8.10	2	5.75	=2	54.55	2	+0.12	141.0	87.6
6	19	USA	PIKUS-PACE Noelle	5.16	=11	11.68	=4	14.37	2	9.36	6	8.13	7	5.88	=9	54.58	6	+0.68	139.7	86.8
				5.15	=8	11.72	=4	14.65	11	9.51	11	8.21	=8	6.07	14	55.31	10	+0.88	138.8	86.2
7	20	USA	UHLAENDER Katie	5.05	=3	11.62	=1	14.48	7	9.42	9	8.22	=10	5.88	=9	54.67	8	+0.77	138.1	85.8
				5.18	13	11.72	=4	14.51	=2	9.43	5	8.26	10	5.96	=8	55.06	6	+0.63	137.5	85.4
8	5	GER	HUBER Anja	5.04	2	11.77	14	14.52	=8	9.32	3	8.10	=4	5.73	5	54.48	3	+0.58	140.3	87.1
				5.02	1	11.74	8	14.62	8	9.31	=1	8.12	3	5.78	4	54.59	3	+0.16	140.6	87.3
9	17	CAN	GOUGH Amy	5.16	=11	11.69	6	14.52	=8	9.38	=7	8.10	=4	5.72	=3	54.57	5	+0.67	140.6	87.4
				5.19	14	11.70	=2	14.58	=5	9.45	6	8.21	=8	5.83	5	54.96	5	+0.53	138.8	86.2
10	1	SUI	PEDERSEN Maya	5.19	15	11.75	13	14.75	14	9.48	=10	8.14	8	5.85	=6	55.16	11	+1.26	140.1	87.0
				5.23	15	11.82	13	14.63	=9	9.47	7	8.19	7	5.91	7	55.25	9	+0.82	138.1	85.8
11	12	AUS	HOAR Melissa	5.29	18	11.78	=15	14.45	=5	9.34	4	8.08	3	5.90	11	54.84	9	+0.94	140.4	87.2
				5.29	17	11.83	14	14.68	12	9.48	8	8.18	=4	5.88	6	55.34	12	+0.91	139.3	86.5
12	9	RUS	TRUNOVA Svetlana	5.08	5	11.72	=10	14.71	=12	9.62	=16	8.39	17	6.02	15	55.54	14	+1.64	135.3	84.0
				5.07	3	11.87	15	14.99	17	9.72	15	8.36	13	6.00	12	56.01	13	+1.58	136.3	84.7
13	18	CAN	KELLY Michelle	5.14	10	11.72	=10	14.60	10	9.48	=10	8.22	=10	5.85	=6	55.01	10	+1.11	137.5	85.4
				5.08	4	12.22	19	16.63	19	10.18	19	8.57	17	6.04	13	58.72	19	+4.29	133.9	83.2
14	11	AUS	LINCOLN-SMITH Emma	5.10	=7	11.68	=4	14.61	11	9.58	13	8.28	13	6.00	14	55.25	12	+1.35	137.9	85.7
				5.09	=5	11.69	1	14.58	=5	9.57	12	8.29	11	5.97	10	55.19	8	+0.76	137.5	85.4
15	8	NZL	STODDARD Tionette	5.18	14	11.79	17	14.92	=17	9.77	19	8.44	18	6.07	17	56.17	18	+2.27	135.9	84.4
				5.15	=8	11.70	=2	14.74	13	9.83	17	8.71	18	6.29	18	56.42	=16	+1.99	131.2	81.5
16	10	RUS	YUDINA Elena	5.20	16	11.86	19	14.81	15	9.60	14	8.32	14	5.99	=12	55.78	16	+1.88	136.8	85.0
				5.16	11	11.89	16	14.89	16	9.64	13	8.48	15	6.08	15	56.14	15	+1.71	133.9	83.2
17	7	JPN	KOMURO Nozomi	5.17	13	11.78	=15	14.71	=12	9.62	=16	8.38	16	6.04	16	55.70	15	+1.80	136.5	84.8
				5.17	12	11.77	10	14.63	=9	9.49	9	8.30	12	5.96	=8	55.32	11	+0.89	137.4	85.3
18	6	NOR	BJERKE Desiree	5.35	20	11.83	18	14.95	19	9.61	15	8.33	15	6.13	18	56.20	19	+2.30	136.0	84.5
				5.36	19	11.90	17	14.87	15	9.77	16	8.42	14	6.10	16	56.42	=16	+1.99	135.9	84.4
19	2	ITA	ZANOLETTI Costanza	5.09	6	11.73	12	14.92	=17	9.66	18	8.47	19	6.15	19	56.02	17	+2.12	132.7	82.5
				5.09	=5	11.78	11	14.84	14	9.71	14	8.50	16	6.19	17	56.11	14	+1.68	132.9	82.6
20	13	ROU	MAZILU Maria Marinela	5.27	17	11.90	20	15.28	20	10.10	20	8.72	20	6.42	20	57.69	20	+3.79	131.4	81.6
				5.35	18	11.92	18	15.28	18	10.10	18	8.84	19	6.74	19	58.23	18	+3.80	125.2	77.8



PERFORMANCE ANALYSIS / ANALYSE DE LA PERFORMANCE

WED 17 FEB 2010 / MER 17 FEV 2010

Start Order	Bib No	NOC Code	Name	Start Time	Rk	S-1 Rk	1-2 Rk	2-3 Rk	3-4 Rk	4-F Rk	Finish Time	Rk	Time Behind	Speed (km/h)	Speed (mph)
-------------	--------	----------	------	------------	----	--------	--------	--------	--------	--------	-------------	----	-------------	--------------	-------------

LEGEND

=	Equal sign indicates that two or more competitors share the same rank														
1-2	Segment: 1st to 2nd intermediate point	2-3	Segment: 2nd to 3rd intermediate point	3-4	Segment: 3rd to 4th intermediate point	4-F	Segment: 4th intermediate point to finish								
DNS	Did not start	No	Number	Rk	Rank	S-1	Segment: Start to 1st intermediate point								



START LIST / LISTE DE DÉPART

THU 18 FEB 2010 / JEU 18 FEV 2010 START TIME / DÉBUT 16:00

	Start Record	Track Record
Time	4.97 sec	54.30 sec
Date	05 FEB 2009	17 OCT 2009
Name	HUBER Anja	REID Sarah
NOC Code	GER	CAN

Start Order	Bib No	NOC Code	Name	Start Time	Time	Total	Rk	Start Time	Int 1	Int 2	Int 3	Int 4	Finish Time	Total Time
1	1	CAN	HOLLINGSWORTH Mellisa											
2	2	GBR	RUDMAN Shelley											
3	3	GER	SZYMKOWIAK Kerstin											
4	4	GER	TROTT Marion											
5	5	GBR	WILLIAMS Amy											
6	6	USA	PIKUS-PACE Noelle											
7	7	USA	UHLAENDER Katie											
8	8	GER	HUBER Anja											
9	9	CAN	GOUGH Amy											
10	10	SUI	PEDERSEN Maya											
11	11	AUS	HOAR Melissa											
12	12	RUS	TRUNOVA Svetlana											
13	13	CAN	KELLY Michelle											
14	14	AUS	LINCOLN-SMITH Emma											
15	15	NZL	STODDARD Tionette											
16	16	RUS	YUDINA Elena											
17	17	JPN	KOMURO Nozomi											
18	18	NOR	BJERKE Desiree											
19	19	ITA	ZANOLETTI Costanza											
20	20	ROU	MAZILU Maria Marinela											

LEGEND

Int Intermediate time No Number Rk Rank



RESULTS / RÉSULTATS

THU 18 FEB 2010 / JEU 18 FEV 2010

	Start Record	Track Record
Time	4.90 sec	53.83 sec
Date	18 FEB 2010	18 FEB 2010
Name	HUBER Anja	WILLIAMS Amy
NOC Code	GER	GBR

Rk	Bib No	NOC Code	Name	Start Time	Rk	Int 1	Rk	Int 2	Rk	Int 3	Rk	Int 4	Rk	Finish Time	Rk	Time Behind	Speed (km/h) (mph)	Rec
1	5	GBR	WILLIAMS Amy	4.95	3	16.67	3	31.02	2	40.27	2	48.24	1	53.83	1	0.00	143.3	89.0 TR
				Total:										53.83		0.00		
2	9	CAN	GOUGH Amy	5.10	14	16.84	=11	31.19	6	40.42	3	48.42	3	54.14	2	+0.31	142.8	88.7
				Total:										54.14		+0.31		
3	3	GER	SZYMKOWIAK Kerstin	5.04	9	16.77	9	31.17	5	40.43	4	48.45	4	54.15	3	+0.32	142.3	88.4
				Total:										54.15		+0.32		
4	8	GER	HUBER Anja	4.90	1	16.57	1	30.90	1	40.16	1	48.34	2	54.17	4	+0.34	139.6	86.7 SR
				Total:										54.17		+0.34		
5	1	CAN	HOLLINGSWORTH Mellisa	5.05	=10	16.83	10	31.29	9	40.52	8	48.50	5	54.18	5	+0.35	142.5	88.5
				Total:										54.18		+0.35		
6	14	AUS	LINCOLN-SMITH Emma	5.01	7	16.70	5	31.09	3	40.44	5	48.53	6	54.28	6	+0.45	140.7	87.4
				Total:										54.28		+0.45		
7	6	USA	PIKUS-PACE Noelle	5.12	15	16.85	=13	31.21	7	40.48	7	48.54	7	54.30	7	+0.47	140.5	87.3
				Total:										54.30		+0.47		
8	7	USA	UHLAENDER Katie	4.94	2	16.62	2	31.10	4	40.47	6	48.66	8	54.51	8	+0.68	139.0	86.3
				Total:										54.51		+0.68		
9	4	GER	TROTT Marion	5.19	18	17.07	19	31.61	16	40.95	13	48.93	11	54.53	=9	+0.70	143.6	89.2
				Total:										54.53		+0.70		
9	10	SUI	PEDERSEN Maya	5.05	=10	16.76	=7	31.31	10	40.65	9	48.77	9	54.53	=9	+0.70	140.1	87.0
				Total:										54.53		+0.70		
11	2	GBR	RUDMAN Shelley	5.03	8	16.74	6	31.26	8	40.73	10	48.85	10	54.66	11	+0.83	140.3	87.2
				Total:										54.66		+0.83		
12	11	AUS	HOAR Melissa	5.16	17	16.98	16	31.50	13	40.86	11	48.95	12	54.73	=12	+0.90	140.6	87.3
				Total:										54.73		+0.90		
12	13	CAN	KELLY Michelle	5.08	=12	16.84	=11	31.40	11	40.87	12	48.99	13	54.73	=12	+0.90	140.3	87.1
				Total:										54.73		+0.90		
14	16	RUS	YUDINA Elena	5.08	=12	16.95	15	31.60	15	41.18	16	49.47	15	55.42	14	+1.59	137.7	85.6
				Total:										55.42		+1.59		
15	19	ITA	ZANOLETTI Costanza	4.97	4	16.68	4	31.42	12	41.01	14	49.38	14	55.48	15	+1.65	135.2	84.0
				Total:										55.48		+1.65		
16	15	NZL	STODDARD Tionette	4.99	=5	16.76	=7	31.51	14	41.09	15	49.65	16	55.85	16	+2.02	132.4	82.2
				Total:										55.85		+2.02		
17	12	RUS	TRUNOVA Svetlana	4.99	=5	16.85	=13	32.00	17	41.71	17	50.18	17	56.47	17	+2.64	135.0	83.8
				Total:										56.47		+2.64		



RESULTS / RÉSULTATS

THU 18 FEB 2010 / JEU 18 FEV 2010

Rk	Bib No	NOC Code	Name	Start Time	Rk	Int 1	Rk	Int 2	Rk	Int 3	Rk	Int 4	Rk	Finish Time	Rk	Time Behind	Speed (km/h) (mph)	Rec		
18	18	NOR	BJERKE Desiree	5.20	19	17.04	18	32.06	18	41.79	18	50.36	18	56.48	18	+2.65	133.7	83.1		
														Total:	56.48	+2.65				
19	20	ROU	MAZILU Maria Marinela	5.15	16	17.03	17	32.22	19	42.08	19	50.75	19	57.10	19	+3.27	131.1	81.4		
														Total:	57.10	+3.27				
17	JPN	KOMURO Nozomi													DSQ					
														Total:	DSQ					

LEGEND

=	Equal sign indicates that two or more competitors share the same rank						
DSQ	Disqualified	Int	Intermediate time	No	Number	Rec	Record
Rk	Rank	SR	Start record	TR	Track record		

The decision of the jury to disqualify KOMURO Nozomi (JPN) is due to the fact that the sled does not have the requested FIBT control sticker.



START LIST / LISTE DE DÉPART

THU 18 FEB 2010 / JEU 18 FEV 2010 START TIME / DÉBUT 17:40

	Start Record	Track Record
Time	4.90 sec	53.83 sec
Date	18 FEB 2010	18 FEB 2010
Name	HUBER Anja	WILLIAMS Amy
NOC Code	GER	GBR

Start Order	Bib No	NOC Code	Name	Start Time	Time	Total	Rk	Start Time	Int 1	Int 2	Int 3	Int 4	Finish Time	Total Time
1	20	ROU	MAZILU Maria Marinela	5.15	57.10	57.10	19							
						+3.27								
2	18	NOR	BJERKE Desiree	5.20	56.48	56.48	18							
						+2.65								
3	12	RUS	TRUNOVA Svetlana	4.99	56.47	56.47	17							
						+2.64								
4	15	NZL	STODDARD Tionette	4.99	55.85	55.85	16							
						+2.02								
5	19	ITA	ZANOLETTI Costanza	4.97	55.48	55.48	15							
						+1.65								
6	16	RUS	YUDINA Elena	5.08	55.42	55.42	14							
						+1.59								
7	13	CAN	KELLY Michelle	5.08	54.73	54.73	=12							
						+0.90								
8	11	AUS	HOAR Melissa	5.16	54.73	54.73	=12							
						+0.90								
9	2	GBR	RUDMAN Shelley	5.03	54.66	54.66	11							
						+0.83								
10	10	SUI	PEDERSEN Maya	5.05	54.53	54.53	=9							
						+0.70								
11	4	GER	TROTT Marion	5.19	54.53	54.53	=9							
						+0.70								
12	7	USA	UHLAENDER Katie	4.94	54.51	54.51	8							
						+0.68								
13	6	USA	PIKUS-PACE Noelle	5.12	54.30	54.30	7							
						+0.47								
14	14	AUS	LINCOLN-SMITH Emma	5.01	54.28	54.28	6							
						+0.45								
15	1	CAN	HOLLINGSWORTH Mellisa	5.05	54.18	54.18	5							
						+0.35								
16	8	GER	HUBER Anja	4.90	54.17	54.17	4							
						+0.34								
17	3	GER	SZYMKOWIAK Kerstin	5.04	54.15	54.15	3							
						+0.32								



START LIST / LISTE DE DÉPART

THU 18 FEB 2010 / JEU 18 FEV 2010 START TIME / DÉBUT 17:40

Start Order	Bib No	NOC Code	Name	Start Time	Time	Total	Rk	Start Time	Int 1	Int 2	Int 3	Int 4	Finish Time	Total Time
18	9	CAN	GOUGH Amy	5.10	54.14	54.14	2							
						+0.31								
19	5	GBR	WILLIAMS Amy	4.95	53.83	53.83	1							
						0.00								

LEGEND

= Equal sign indicates that two or more competitors share the same rank

Int Intermediate time No Number Rk Rank



RESULTS / RÉSULTATS

THU 18 FEB 2010 / JEU 18 FEV 2010

	Start Record	Track Record
Time	4.90 sec	53.83 sec
Date	18 FEB 2010	18 FEB 2010
Name	HUBER Anja	WILLIAMS Amy
NOC Code	GER	GBR

Rk	Bib No	NOC Code	Name	Start Time	Rk	Int 1	Rk	Int 2	Rk	Int 3	Rk	Int 4	Rk	Finish Time	Rk	Time Behind	Speed (km/h) (mph)	Rec
1	5	GBR	WILLIAMS Amy	4.95	3	16.67	3	31.02	2	40.27	2	48.24	1	53.83	1	0.00	143.3	89.0 TR
				4.96	2	16.68	=4	31.11	5	40.40	=3	48.46	3	54.13	2	+0.02	141.8	88.1
				Total:		1:47.96		0.00										
2	3	GER	SZYMKOWIAK Kerstin	5.04	9	16.77	9	31.17	5	40.43	4	48.45	4	54.15	3	+0.32	142.3	88.4
				5.00	=5	16.66	=2	31.00	1	40.26	1	48.33	1	54.11	1	0.00	141.3	87.8
				Total:		1:48.26		+0.30										
3	1	CAN	HOLLINGSWORTH Mellisa	5.05	=10	16.83	10	31.29	9	40.52	8	48.50	5	54.18	5	+0.35	142.5	88.5
				5.04	10	16.79	11	31.18	8	40.47	6	48.50	=5	54.17	3	+0.06	142.3	88.4
				Total:		1:48.35		+0.39										
4	8	GER	HUBER Anja	4.90	1	16.57	1	30.90	1	40.16	1	48.34	2	54.17	4	+0.34	139.6	86.7 SR
				4.97	3	16.66	=2	31.07	2	40.32	2	48.39	2	54.21	=4	+0.10	141.3	87.8
				Total:		1:48.38		+0.42										
5	6	USA	PIKUS-PACE Noelle	5.12	15	16.85	=13	31.21	7	40.48	7	48.54	7	54.30	7	+0.47	140.5	87.3
				5.11	14	16.76	8	31.16	7	40.42	5	48.49	4	54.21	=4	+0.10	141.0	87.6
				Total:		1:48.51		+0.55										
6	14	AUS	LINCOLN-SMITH Emma	5.01	7	16.70	5	31.09	3	40.44	5	48.53	6	54.28	6	+0.45	140.7	87.4
				5.00	=5	16.68	=4	31.15	6	40.49	7	48.60	7	54.41	7	+0.30	139.9	86.9
				Total:		1:48.69		+0.73										
7	9	CAN	GOUGH Amy	5.10	14	16.84	=11	31.19	6	40.42	3	48.42	3	54.14	2	+0.31	142.8	88.7
				5.08	=11	16.80	12	31.38	=9	40.83	10	49.01	11	54.78	11	+0.67	140.0	86.9
				Total:		1:48.92		+0.96										
7	2	GBR	RUDMAN Shelley	5.03	8	16.74	6	31.26	8	40.73	10	48.85	10	54.66	11	+0.83	140.3	87.2
				5.01	8	16.69	6	31.08	=3	40.40	=3	48.50	=5	54.26	6	+0.15	140.7	87.4
				Total:		1:48.92		+0.96										
9	7	USA	UHLAENDER Katie	4.94	2	16.62	2	31.10	4	40.47	6	48.66	8	54.51	8	+0.68	139.0	86.3
				4.95	1	16.61	1	31.08	=3	40.50	8	48.72	=8	54.53	=9	+0.42	139.4	86.6
				Total:		1:49.04		+1.08										
10	4	GER	TROTT Marion	5.19	18	17.07	19	31.61	16	40.95	13	48.93	11	54.53	=9	+0.70	143.6	89.2
				5.21	=17	17.02	16	31.52	14	40.85	11	48.88	10	54.53	=9	+0.42	142.0	88.2
				Total:		1:49.06		+1.10										
11	11	AUS	HOAR Melissa	5.16	17	16.98	16	31.50	13	40.86	11	48.95	12	54.73	=12	+0.90	140.6	87.3
				5.21	=17	16.99	15	31.38	=9	40.67	9	48.72	=8	54.48	8	+0.37	141.5	87.9
				Total:		1:49.21		+1.25										
12	10	SUI	PEDERSEN Maya	5.05	=10	16.76	=7	31.31	10	40.65	9	48.77	9	54.53	=9	+0.70	140.1	87.0
				5.08	=11	16.77	9	31.43	11	40.97	12	49.11	12	54.83	12	+0.72	140.6	87.3
				Total:		1:49.36		+1.40										



RESULTS / RÉSULTATS

THU 18 FEB 2010 / JEU 18 FEV 2010

Rk	Bib No	NOC Code	Name	Start Time	Rk	Int 1	Rk	Int 2	Rk	Int 3	Rk	Int 4	Rk	Finish Time	Rk	Time Behind	Speed (km/h) (mph)	Rec
13	13	CAN	KELLY Michelle	5.08 =12		16.84 =11		31.40	11	40.87	12	48.99	13	54.73 =12		+0.90	140.3	87.1
				5.08 =11		16.88	14	31.61	15	41.30	16	49.61	16	55.49	15	+1.38	137.4	85.3
														Total: 1:50.22		+2.26		
14	19	ITA	ZANOLETTI Costanza	4.97	4	16.68	4	31.42	12	41.01	14	49.38	14	55.48	15	+1.65	135.2	84.0
				5.03	9	16.78	10	31.47	13	41.02	14	49.48	15	55.63	16	+1.52	133.5	83.0
														Total: 1:51.11		+3.15		
15	16	RUS	YUDINA Elena	5.08 =12		16.95	15	31.60	15	41.18	16	49.47	15	55.42	14	+1.59	137.7	85.6
				5.14	15	17.04	17	31.85	18	41.60	18	50.02	18	56.06	18	+1.95	135.9	84.4
														Total: 1:51.48		+3.52		
16	18	NOR	BJERKE Desiree	5.20	19	17.04	18	32.06	18	41.79	18	50.36	18	56.48	18	+2.65	133.7	83.1
				5.31	19	17.21	19	31.79	17	41.16	15	49.37	14	55.28	13	+1.17	138.5	86.0
														Total: 1:51.76		+3.80		
17	15	NZL	STODDARD Tionette	4.99 =5		16.76 =7		31.51	14	41.09	15	49.65	16	55.85	16	+2.02	132.4	82.2
				4.98	4	16.82	13	31.64	16	41.41	17	49.85	17	55.93	17	+1.82	135.9	84.4
														Total: 1:51.78		+3.82		
18	12	RUS	TRUNOVA Svetlana	4.99 =5		16.85 =13		32.00	17	41.71	17	50.18	17	56.47	17	+2.64	135.0	83.8
				5.00 =5		16.75	7	31.46	12	41.00	13	49.28	13	55.32	14	+1.21	138.6	86.1
														Total: 1:51.79		+3.83		
19	20	ROU	MAZILU Maria Marinela	5.15	16	17.03	17	32.22	19	42.08	19	50.75	19	57.10	19	+3.27	131.1	81.4
				5.18	16	17.09	18	32.14	19	42.08	19	50.72	19	57.03	19	+2.92	132.6	82.3
														Total: 1:54.13		+6.17		
17	JPN		KOMURO Nozomi											DSQ				
														Total: DSQ				

LEGEND

=	Equal sign indicates that two or more competitors share the same rank
DSQ	Disqualified
Rk	Rank
Int	Intermediate time
SR	Start record
No	Number
TR	Track record
Rec	Record



COMPETITION DATA / DONNÉES DE COMPÉTITION

THU 18 FEB 2010 / JEU 18 FEV 2010

	Start Time	End Time
Heat 1	16:50	17:30
Heat 2	18:00	18:40

Participants									
AUS (2)	CAN (3)	GBR (2)	GER (3)	ITA (1)	JPN (1)	NOR (1)	NZL (1)	ROU (1)	RUS (2)
SUI (1)	USA (2)								

Track Records Prior to the Games		
	Start Record	Track Record
Time	4.97	54.30
Date	5 FEB 2009	17 OCT 2009
NOC Code/ Names	HUBER Anja	HOLLINGSWORTH Mellisa
NOC Code	GER	CAN

New Track Records				
NOC Code	Name	Start Record	Track Record	Heat Number
CAN	HOLLINGSWORTH Mellisa		54.18	1
GER	SZYMKOWIAK Kerstin		54.15	1
GBR	WILLIAMS Amy	4.95		1
GBR	WILLIAMS Amy		53.83	1
USA	UHLAENDER Katie	4.94		1
GER	HUBER Anja	4.90		1

Weather Conditions									
	16:30	17:00	17:30	18:00	18:30				
Overall Weather Conditions	Clear	Clear	Clear	Clear	Clear				
Air Temperature (°C/F)	5.3/41.5	4.0/39.2	1.8/35.2	1.2/34.1	0.9/33.6				
Ice Temperature (°C/F)	-2.2/28.0	-3.0/26.6	-2.1/28.2	-3.4/25.8	-3.3/26.0				
Humidity	40	49	63	75	78				
Wind Direction	SSE	SSE	SE	ESE	E				
Wind Speed (m/s)	2.1	1.0	1.0	1.0	0.5				
Precipitation Accumulation (cm/in per hour)	/	/	/	/	/				

List of Officials			
FIBT President	STOREY Robert	FIBT Secretary General	GARDELLA Ermanno
Technical Delegate	THOMA Heinz	Technical Delegate	GUDZOWSKY Terry
President of the Jury	STRAUSS Wolfgang	Member of the Jury	FUEGI Hans
Member of the Jury	GRUBER Roland	Jury Assistant	SUZUKI Shozo
Technical Official	SENNHAUSER Walter	Technical Official	PANAITESCU Dragos
Technical Official	CUNEO Robert	Technical Official	MENARDI Diego
Technical Official	GIGACHER Hermann	Race Director	DAVENPORT Ryan
Chief of the Track	SEITZ Tracy		

Jury Decisions								
Heat:	Bib:	NOC Code:	Heat:	Bib:	NOC Code:	Heat:	Bib:	NOC Code:
Explanation	1	17	JPN					
Decision of the jury to disqualify KOMURO Nozomi (JPN)								

LEGEND			
E	East	ESE	East-South-East
SE	South-East	SSE	South-South-East



START LIST / LISTE DE DÉPART

FRI 19 FEB 2010 / VEN 19 FEV 2010 START TIME / DÉBUT 15:45

	Start Record	Track Record
Time	4.90 sec	53.83 sec
Date	18 FEB 2010	18 FEB 2010
Name	HUBER Anja	WILLIAMS Amy
NOC Code	GER	GBR

Start Order	Bib No	NOC Code	Name	Start Time	Time	Total	Rk	Start Time	Int 1	Int 2	Int 3	Int 4	Finish Time	Total Time
1	5	GBR	WILLIAMS Amy	4.95	53.83	1:47.96	1							
				4.96	54.13	0.00								
2	3	GER	SZYMKOWIAK Kerstin	5.04	54.15	1:48.26	2							
				5.00	54.11	+0.30								
3	1	CAN	HOLLINGSWORTH Mellisa	5.05	54.18	1:48.35	3							
				5.04	54.17	+0.39								
4	8	GER	HUBER Anja	4.90	54.17	1:48.38	4							
				4.97	54.21	+0.42								
5	6	USA	PIKUS-PACE Noelle	5.12	54.30	1:48.51	5							
				5.11	54.21	+0.55								
6	14	AUS	LINCOLN-SMITH Emma	5.01	54.28	1:48.69	6							
				5.00	54.41	+0.73								
7	9	CAN	GOUGH Amy	5.10	54.14	1:48.92	=7							
				5.08	54.78	+0.96								
8	2	GBR	RUDMAN Shelley	5.03	54.66	1:48.92	=7							
				5.01	54.26	+0.96								
9	7	USA	UHLAENDER Katie	4.94	54.51	1:49.04	9							
				4.95	54.53	+1.08								
10	4	GER	TROTT Marion	5.19	54.53	1:49.06	10							
				5.21	54.53	+1.10								
11	11	AUS	HOAR Melissa	5.16	54.73	1:49.21	11							
				5.21	54.48	+1.25								
12	10	SUI	PEDERSEN Maya	5.05	54.53	1:49.36	12							
				5.08	54.83	+1.40								
13	13	CAN	KELLY Michelle	5.08	54.73	1:50.22	13							
				5.08	55.49	+2.26								
14	19	ITA	ZANOLETTI Costanza	4.97	55.48	1:51.11	14							
				5.03	55.63	+3.15								
15	16	RUS	YUDINA Elena	5.08	55.42	1:51.48	15							
				5.14	56.06	+3.52								
16	18	NOR	BJERKE Desiree	5.20	56.48	1:51.76	16							
				5.31	55.28	+3.80								
17	15	NZL	STODDARD Tionette	4.99	55.85	1:51.78	17							
				4.98	55.93	+3.82								



START LIST / LISTE DE DÉPART

FRI 19 FEB 2010 / VEN 19 FEV 2010 START TIME / DÉBUT 15:45

Start Order	Bib No	NOC Code	Name	Start Time	Time	Total	Rk	Start Time	Int 1	Int 2	Int 3	Int 4	Finish Time	Total Time
18	12	RUS	TRUNOVA Svetlana	4.99	56.47	1:51.79	18							
				5.00	55.32	+3.83								
19	20	ROU	MAZILU Maria Marinela	5.15	57.10	1:54.13	19							
				5.18	57.03	+6.17								

LEGEND

= Equal sign indicates that two or more competitors share the same rank

Int Intermediate time No Number Rk Rank



RESULTS / RÉSULTATS

FRI 19 FEB 2010 / VEN 19 FEV 2010

	Start Record	Track Record
Time	4.90 sec	53.68 sec
Date	18 FEB 2010	19 FEB 2010
Name	HUBER Anja	WILLIAMS Amy
NOC Code	GER	GBR

Rk	Bib No	NOC Code	Name	Start Time	Rk	Int 1	Rk	Int 2	Rk	Int 3	Rk	Int 4	Rk	Finish Time	Rk	Time Behind	Speed (km/h) (mph)	Rec
1	5	GBR	WILLIAMS Amy	4.95	3	16.67	3	31.02	2	40.27	2	48.24	1	53.83	1	0.00	143.3	89.0
				4.96	2	16.68	=4	31.11	5	40.40	=3	48.46	3	54.13	2	+0.02	141.8	88.1
				5.00	=4	16.65	6	30.89	1	40.02	1	48.05	1	53.68	1	0.00	142.0	88.2 TR
				Total:				2:41.64			0.00							
2	1	CAN	HOLLINGSWORTH Mellisa	5.05	=10	16.83	10	31.29	9	40.52	8	48.50	5	54.18	5	+0.35	142.5	88.5
				5.04	10	16.79	11	31.18	8	40.47	6	48.50	=5	54.17	3	+0.06	142.3	88.4
				5.02	=8	16.64	5	31.00	=6	40.21	=3	48.17	2	53.81	2	+0.13	143.2	88.9
				Total:				2:42.16			+0.52							
3	3	GER	SZYMKOWIAK Kerstin	5.04	9	16.77	9	31.17	5	40.43	4	48.45	4	54.15	3	+0.32	142.3	88.4
				5.00	=5	16.66	=2	31.00	1	40.26	1	48.33	1	54.11	1	0.00	141.3	87.8
				5.01	=6	16.62	4	30.97	=2	40.21	=3	48.24	5	53.91	5	+0.23	142.3	88.4
				Total:				2:42.17			+0.53							
4	6	USA	PIKUS-PACE Noelle	5.12	15	16.85	=13	31.21	7	40.48	7	48.54	7	54.30	7	+0.47	140.5	87.3
				5.11	14	16.76	8	31.16	7	40.42	5	48.49	4	54.21	=4	+0.10	141.0	87.6
				5.07	=13	16.73	=11	31.00	=6	40.20	2	48.22	3	53.88	=3	+0.20	141.8	88.1
				Total:				2:42.39			+0.75							
5	8	GER	HUBER Anja	4.90	1	16.57	1	30.90	1	40.16	1	48.34	2	54.17	4	+0.34	139.6	86.7 SR
				4.97	3	16.66	=2	31.07	2	40.32	2	48.39	2	54.21	=4	+0.10	141.3	87.8
				5.07	=13	16.78	14	31.05	8	40.27	7	48.35	8	54.10	8	+0.42	141.3	87.8
				Total:				2:42.48			+0.84							
6	9	CAN	GOUGH Amy	5.10	14	16.84	=11	31.19	6	40.42	3	48.42	3	54.14	2	+0.31	142.8	88.7
				5.08	=11	16.80	12	31.38	=9	40.83	10	49.01	11	54.78	11	+0.67	140.0	86.9
				5.05	=10	16.68	=7	30.97	=2	40.25	6	48.27	6	53.92	6	+0.24	143.0	88.8
				Total:				2:42.84			+1.20							
7	2	GBR	RUDMAN Shelley	5.03	8	16.74	6	31.26	8	40.73	10	48.85	10	54.66	11	+0.83	140.3	87.2
				5.01	8	16.69	6	31.08	=3	40.40	=3	48.50	=5	54.26	6	+0.15	140.7	87.4
				5.01	=6	16.68	=7	30.98	=4	40.23	5	48.23	4	53.95	7	+0.27	142.5	88.5
				Total:				2:42.87			+1.23							
8	4	GER	TROTT Marion	5.19	18	17.07	19	31.61	16	40.95	13	48.93	11	54.53	=9	+0.70	143.6	89.2
				5.21	=17	17.02	16	31.52	14	40.85	11	48.88	10	54.53	=9	+0.42	142.0	88.2
				5.18	=17	16.88	15	31.23	10	40.42	8	48.34	7	53.88	=3	+0.20	144.5	89.7
				Total:				2:42.94			+1.30							
9	14	AUS	LINCOLN-SMITH Emma	5.01	7	16.70	5	31.09	3	40.44	5	48.53	6	54.28	6	+0.45	140.7	87.4
				5.00	=5	16.68	=4	31.15	6	40.49	7	48.60	7	54.41	7	+0.30	139.9	86.9
				5.02	=8	16.69	=9	31.24	=11	40.62	12	48.74	12	54.54	=11	+0.86	140.2	87.1
				Total:				2:43.23			+1.59							



RESULTS / RÉSULTATS

FRI 19 FEB 2010 / VEN 19 FEV 2010

Rk	Bib No	NOC Code	Name	Start Time	Rk	Int 1	Rk	Int 2	Rk	Int 3	Rk	Int 4	Rk	Finish Time	Rk	Time Behind	Speed (km/h) (mph)	Rec
10	7	USA	UHLAENDER Katie	4.94	2	16.62	2	31.10	4	40.47	6	48.66	8	54.51	8	+0.68	139.0	86.3
				4.95	1	16.61	1	31.08	=3	40.50	8	48.72	=8	54.53	=9	+0.42	139.4	86.6
				4.96	2	16.57	1	30.98	=4	40.53	9	48.72	11	54.54	=11	+0.86	139.8	86.8
				Total: 2:43.58													+1.94	
11	10	SUI	PEDERSEN Maya	5.05	=10	16.76	=7	31.31	10	40.65	9	48.77	9	54.53	=9	+0.70	140.1	87.0
				5.08	=11	16.77	9	31.43	11	40.97	12	49.11	12	54.83	12	+0.72	140.6	87.3
				5.05	=10	16.73	=11	31.24	=11	40.54	10	48.57	9	54.24	9	+0.56	141.8	88.1
				Total: 2:43.60													+1.96	
12	11	AUS	HOAR Melissa	5.16	17	16.98	16	31.50	13	40.86	11	48.95	12	54.73	=12	+0.90	140.6	87.3
				5.21	=17	16.99	15	31.38	=9	40.67	9	48.72	=8	54.48	8	+0.37	141.5	87.9
				5.16	16	16.91	16	31.30	14	40.60	11	48.68	10	54.48	10	+0.80	140.8	87.5
				Total: 2:43.69													+2.05	
13	13	CAN	KELLY Michelle	5.08	=12	16.84	=11	31.40	11	40.87	12	48.99	13	54.73	=12	+0.90	140.3	87.1
				5.08	=11	16.88	14	31.61	15	41.30	16	49.61	16	55.49	15	+1.38	137.4	85.3
				5.06	12	16.73	=11	31.36	16	41.26	17	49.63	18	55.56	18	+1.88	137.3	85.3
				Total: 2:45.78													+4.14	
14	19	ITA	ZANOLETTI Costanza	4.97	4	16.68	4	31.42	12	41.01	14	49.38	14	55.48	15	+1.65	135.2	84.0
				5.03	9	16.78	10	31.47	13	41.02	14	49.48	15	55.63	16	+1.52	133.5	83.0
				4.99	3	16.69	=9	31.35	15	40.93	15	49.29	15	55.38	16	+1.70	135.6	84.3
				Total: 2:46.49													+4.85	
15	15	NZL	STODDARD Tionette	4.99	=5	16.76	=7	31.51	14	41.09	15	49.65	16	55.85	16	+2.02	132.4	82.2
				4.98	4	16.82	13	31.64	16	41.41	17	49.85	17	55.93	17	+1.82	135.9	84.4
				5.00	=4	16.60	2	31.18	9	40.80	13	49.10	13	55.02	13	+1.34	137.8	85.6
				Total: 2:46.80													+5.16	
16	12	RUS	TRUNOVA Svetlana	4.99	=5	16.85	=13	32.00	17	41.71	17	50.18	17	56.47	17	+2.64	135.0	83.8
				5.00	=5	16.75	7	31.46	12	41.00	13	49.28	13	55.32	14	+1.21	138.6	86.1
				4.93	1	16.61	3	31.26	13	40.85	14	49.13	14	55.23	14	+1.55	137.5	85.4
				Total: 2:47.02													+5.38	
16	16	RUS	YUDINA Elena	5.08	=12	16.95	15	31.60	15	41.18	16	49.47	15	55.42	14	+1.59	137.7	85.6
				5.14	15	17.04	17	31.85	18	41.60	18	50.02	18	56.06	18	+1.95	135.9	84.4
				5.12	15	16.93	17	31.77	17	41.30	18	49.57	17	55.54	17	+1.86	137.1	85.1
				Total: 2:47.02													+5.38	
18	18	NOR	BJERKE Desiree	5.20	19	17.04	18	32.06	18	41.79	18	50.36	18	56.48	18	+2.65	133.7	83.1
				5.31	19	17.21	19	31.79	17	41.16	15	49.37	14	55.28	13	+1.17	138.5	86.0
				5.25	19	17.10	19	31.79	18	41.24	16	49.43	16	55.34	15	+1.66	140.0	87.0
				Total: 2:47.10													+5.46	
19	20	ROU	MAZILU Maria Marinela	5.15	16	17.03	17	32.22	19	42.08	19	50.75	19	57.10	19	+3.27	131.1	81.4
				5.18	16	17.09	18	32.14	19	42.08	19	50.72	19	57.03	19	+2.92	132.6	82.3
				5.18	=17	17.02	18	32.69	19	42.92	19	51.72	19	58.14	19	+4.46	129.7	80.6
				Total: 2:52.27													+10.63	
17	JPN	KOMURO	Nozomi														DSQ	
				Total: DSQ														



RESULTS / RÉSULTATS

FRI 19 FEB 2010 / VEN 19 FEV 2010

Rk	Bib No	NOC Code	Name	Start Time	Rk	Int 1	Rk	Int 2	Rk	Int 3	Rk	Int 4	Rk	Finish Time	Rk	Time Behind	Speed (km/h) (mph)	Rec
----	--------	----------	------	------------	----	-------	----	-------	----	-------	----	-------	----	-------------	----	-------------	--------------------	-----

LEGEND

=	Equal sign indicates that two or more competitors share the same rank																			
DSQ	Disqualified	Int	Intermediate time	No	Number														Rec	Record
Rk	Rank	SR	Start record	TR	Track record															



START LIST / LISTE DE DÉPART

FRI 19 FEB 2010 / VEN 19 FEV 2010 START TIME / DÉBUT 16:55

	Start Record	Track Record
Time	4.90 sec	53.68 sec
Date	18 FEB 2010	19 FEB 2010
Name	HUBER Anja	WILLIAMS Amy
NOC Code	GER	GBR

Start Order	Bib No	NOC Code	Name	Start Time	Time	Total	Rk	Start Time	Int 1	Int 2	Int 3	Int 4	Finish Time	Total Time
1	20	ROU	MAZILU Maria Marinela	5.15	57.10	2:52.27	19							
				5.18	57.03	+10.63								
				5.18	58.14									
2	18	NOR	BJERKE Desiree	5.20	56.48	2:47.10	18							
				5.31	55.28	+5.46								
				5.25	55.34									
3	16	RUS	YUDINA Elena	5.08	55.42	2:47.02	=16							
				5.14	56.06	+5.38								
				5.12	55.54									
4	12	RUS	TRUNOVA Svetlana	4.99	56.47	2:47.02	=16							
				5.00	55.32	+5.38								
				4.93	55.23									
5	15	NZL	STODDARD Tionette	4.99	55.85	2:46.80	15							
				4.98	55.93	+5.16								
				5.00	55.02									
6	19	ITA	ZANOLETTI Costanza	4.97	55.48	2:46.49	14							
				5.03	55.63	+4.85								
				4.99	55.38									
7	13	CAN	KELLY Michelle	5.08	54.73	2:45.78	13							
				5.08	55.49	+4.14								
				5.06	55.56									
8	11	AUS	HOAR Melissa	5.16	54.73	2:43.69	12							
				5.21	54.48	+2.05								
				5.16	54.48									
9	10	SUI	PEDERSEN Maya	5.05	54.53	2:43.60	11							
				5.08	54.83	+1.96								
				5.05	54.24									
10	7	USA	UHLAENDER Katie	4.94	54.51	2:43.58	10							
				4.95	54.53	+1.94								
				4.96	54.54									
11	14	AUS	LINCOLN-SMITH Emma	5.01	54.28	2:43.23	9							
				5.00	54.41	+1.59								
				5.02	54.54									
12	4	GER	TROTT Marion	5.19	54.53	2:42.94	8							
				5.21	54.53	+1.30								
				5.18	53.88									



START LIST / LISTE DE DÉPART

FRI 19 FEB 2010 / VEN 19 FEV 2010 START TIME / DÉBUT 16:55

Start Order	Bib No	NOC Code	Name	Start Time	Time	Total	Rk	Start Time	Int 1	Int 2	Int 3	Int 4	Finish Time	Total Time
13	2	GBR	RUDMAN Shelley	5.03	54.66	2:42.87	7							
				5.01	54.26	+1.23								
				5.01	53.95									
14	9	CAN	GOUGH Amy	5.10	54.14	2:42.84	6							
				5.08	54.78	+1.20								
				5.05	53.92									
15	8	GER	HUBER Anja	4.90	54.17	2:42.48	5							
				4.97	54.21	+0.84								
				5.07	54.10									
16	6	USA	PIKUS-PACE Noelle	5.12	54.30	2:42.39	4							
				5.11	54.21	+0.75								
				5.07	53.88									
17	3	GER	SZYMKOWIAK Kerstin	5.04	54.15	2:42.17	3							
				5.00	54.11	+0.53								
				5.01	53.91									
18	1	CAN	HOLLINGSWORTH Mellisa	5.05	54.18	2:42.16	2							
				5.04	54.17	+0.52								
				5.02	53.81									
19	5	GBR	WILLIAMS Amy	4.95	53.83	2:41.64	1							
				4.96	54.13	0.00								
				5.00	53.68									

LEGEND

= Equal sign indicates that two or more competitors share the same rank

Int Intermediate time No Number Rk Rank



COMPETITION DATA / DONNÉES DE COMPÉTITION

FRI 19 FEB 2010 / VEN 19 FEV 2010

	Start Time	End Time
Heat 3	15:45	16:24
Heat 4	16:55	17:35

Participants

AUS (2)	CAN (3)	GBR (2)	GER (3)	ITA (1)	JPN (1)	NOR (1)	NZL (1)	ROU (1)	RUS (2)
SUI (1)	USA (2)								

Track Records Prior to the Games

	Start Record	Track Record
Time	4.97	54.30
Date	5 FEB 2009	17 OCT 2009
NOC Code/ Names	HUBER Anja	HOLLINGSWORTH Mellisa
NOC Code	GER	CAN

New Track Records

NOC Code	Name	Start Record	Track Record	Heat Number
CAN	HOLLINGSWORTH Mellisa		54.18	1
GER	SZYMKOWIAK Kerstin		54.15	1
GBR	WILLIAMS Amy	4.95		1
GBR	WILLIAMS Amy		53.83	1
USA	UHLAENDER Katie	4.94		1
GER	HUBER Anja	4.90		1
GBR	WILLIAMS Amy		53.68	3

Weather Conditions

	15:30	16:00	16:30	17:00	17:30				
Overall Weather Conditions	Sunny	Sunny	Clear	Clear	Clear				
Air Temperature (°C/F)	8.6/47.4	7.9/46.2	7.8/46.0	5.7/42.2	4.3/39.7				
Ice Temperature (°C/F)	-1.8/28.7	-0.8/30.5	-0.6/30.9	-4.1/24.6	-3.8/25.1				
Humidity	34	41	41	51	65				
Wind Direction	N	N	S	N	SSE				
Wind Speed (m/s)	0.5	0.5	0.5	0.5	0.5				
Precipitation Accumulation (cm/in per hour)	/	/	/	/	/				

List of Officials

FIBT President	STOREY Robert	FIBT Secretary General	GARDELLA Ermanno
Technical Delegate	THOMA Heinz	Technical Delegate	GUDZOWSKY Terry
President of the Jury	STRAUSS Wolfgang	Member of the Jury	FUEGI Hans
Member of the Jury	GRUBER Roland	Jury Assistant	SUZUKI Shozo
Technical Official	SENNHAUSER Walter	Technical Official	PANAITESCU Dragos
Technical Official	CUNEO Robert	Technical Official	MENARDI Diego
Technical Official	GIGACHER Hermann	Race Director	DAVENPORT Ryan
Chief of the Track	SEITZ Tracy		

Jury Decisions

	Heat: 1	Bib: 17	NOC Code: JPN	Heat:	Bib:	NOC Code:	Heat:	Bib:	NOC Code:
Explanation	Decision of the jury to disqualify KOMURO Nozomi (JPN)								



THE WHISTLER SLIDING CENTRE
CENTRE DES SPORTS DE GLISSE DE WHISTLER

SKELETON
SKELETON

WOMEN'S
FEMMES

COMPETITION DAY 2
COMPÉTITION, 2E JOUR



COMPETITION DATA / DONNÉES DE COMPÉTITION

FRI 19 FEB 2010 / VEN 19 FEV 2010

LEGEND

N North

SSE South-South-East

S South



OFFICIAL RESULTS / RÉSULTATS OFFICIELS

FRI 19 FEB 2010 / VEN 19 FEV 2010

	Start Record	Track Record
Time	4.90 sec	53.68 sec
Date	18 FEB 2010	19 FEB 2010
Name	HUBER Anja	WILLIAMS Amy
NOC Code	GER	GBR

Rk	Bib No	NOC Code	Name	Start Time	Rk	Int 1	Rk	Int 2	Rk	Int 3	Rk	Int 4	Rk	Finish Time	Rk	Time Behind	Speed (km/h) (mph)	Rec
1	5	GBR	WILLIAMS Amy	4.95	3	16.67	3	31.02	2	40.27	2	48.24	1	53.83	1	0.00	143.3	89.0
				4.96	2	16.68	=4	31.11	5	40.40	=3	48.46	3	54.13	2	+0.02	141.8	88.1
				5.00	=4	16.65	6	30.89	1	40.02	1	48.05	1	53.68	1	0.00	142.0	88.2 TR
				4.94	2	16.56	5	30.96	5	40.24	5	48.29	5	54.00	4	+0.18	142.2	88.3
														Total:	3:35.64	0.00		
2	3	GER	SZYMKOWIAK Kerstin	5.04	9	16.77	9	31.17	5	40.43	4	48.45	4	54.15	3	+0.32	142.3	88.4
				5.00	=5	16.66	=2	31.00	1	40.26	1	48.33	1	54.11	1	0.00	141.3	87.8
				5.01	=6	16.62	4	30.97	=2	40.21	=3	48.24	5	53.91	5	+0.23	142.3	88.4
				4.96	5	16.53	=1	30.91	3	40.15	2	48.25	=3	54.03	5	+0.21	140.6	87.3
														Total:	3:36.20	+0.56		
3	8	GER	HUBER Anja	4.90	1	16.57	1	30.90	1	40.16	1	48.34	2	54.17	4	+0.34	139.6	86.7 SR
				4.97	3	16.66	=2	31.07	2	40.32	2	48.39	2	54.21	=4	+0.10	141.3	87.8
				5.07	=13	16.78	14	31.05	8	40.27	7	48.35	8	54.10	8	+0.42	141.3	87.8
				5.03	12	16.69	12	30.97	6	40.17	3	48.18	2	53.88	2	+0.06	141.6	88.0
														Total:	3:36.36	+0.72		
4	6	USA	PIKUS-PACE Noelle	5.12	15	16.85	=13	31.21	7	40.48	7	48.54	7	54.30	7	+0.47	140.5	87.3
				5.11	14	16.76	8	31.16	7	40.42	5	48.49	4	54.21	=4	+0.10	141.0	87.6
				5.07	=13	16.73	=11	31.00	=6	40.20	2	48.22	3	53.88	=3	+0.20	141.8	88.1
				5.06	13	16.72	13	31.15	10	40.38	=8	48.41	7	54.07	6	+0.25	141.3	87.8
														Total:	3:36.46	+0.82		
5	1	CAN	HOLLINGSWORTH Mellisa	5.05	=10	16.83	10	31.29	9	40.52	8	48.50	5	54.18	5	+0.35	142.5	88.5
				5.04	10	16.79	11	31.18	8	40.47	6	48.50	=5	54.17	3	+0.06	142.3	88.4
				5.02	=8	16.64	5	31.00	=6	40.21	=3	48.17	2	53.81	2	+0.13	143.2	88.9
				4.93	1	16.53	=1	31.04	9	40.56	=10	48.70	11	54.44	11	+0.62	140.7	87.4
														Total:	3:36.60	+0.96		
6	2	GBR	RUDMAN Shelley	5.03	8	16.74	6	31.26	8	40.73	10	48.85	10	54.66	11	+0.83	140.3	87.2
				5.01	8	16.69	6	31.08	=3	40.40	=3	48.50	=5	54.26	6	+0.15	140.7	87.4
				5.01	=6	16.68	=7	30.98	=4	40.23	5	48.23	4	53.95	7	+0.27	142.5	88.5
				4.99	=9	16.59	=6	30.84	1	40.07	1	48.10	1	53.82	1	0.00	142.0	88.2
														Total:	3:36.69	+1.05		
7	9	CAN	GOUGH Amy	5.10	14	16.84	=11	31.19	6	40.42	3	48.42	3	54.14	2	+0.31	142.8	88.7
				5.08	=11	16.80	12	31.38	=9	40.83	10	49.01	11	54.78	11	+0.67	140.0	86.9
				5.05	=10	16.68	=7	30.97	=2	40.25	6	48.27	6	53.92	6	+0.24	143.0	88.8
				4.99	=9	16.59	=6	31.03	8	40.28	=6	48.39	6	54.17	=7	+0.35	140.2	87.1
														Total:	3:37.01	+1.37		



OFFICIAL RESULTS / RÉSULTATS OFFICIELS

FRI 19 FEB 2010 / VEN 19 FEV 2010


Rk	Bib No	NOC Code	Name	Start Time	Rk	Int 1	Rk	Int 2	Rk	Int 3	Rk	Int 4	Rk	Finish Time	Rk	Time Behind	Speed (km/h) (mph)	Rec
8	4	GER	TROTT Marion	5.19	18	17.07	19	31.61	16	40.95	13	48.93	11	54.53	=9	+0.70	143.6	89.2
				5.21	=17	17.02	16	31.52	14	40.85	11	48.88	10	54.53	=9	+0.42	142.0	88.2
				5.18	=17	16.88	15	31.23	10	40.42	8	48.34	7	53.88	=3	+0.20	144.5	89.7
				5.18	17	16.86	16	31.29	13	40.56	=10	48.55	9	54.17	=7	+0.35	142.4	88.4
														Total:	3:37.11	+1.47		
9	10	SUI	PEDERSEN Maya	5.05	=10	16.76	=7	31.31	10	40.65	9	48.77	9	54.53	=9	+0.70	140.1	87.0
				5.08	=11	16.77	9	31.43	11	40.97	12	49.11	12	54.83	12	+0.72	140.6	87.3
				5.05	=10	16.73	=11	31.24	=11	40.54	10	48.57	9	54.24	9	+0.56	141.8	88.1
				5.02	11	16.59	=6	30.92	4	40.21	4	48.25	=3	53.91	3	+0.09	142.3	88.4
														Total:	3:37.51	+1.87		
10	14	AUS	LINCOLN-SMITH Emma	5.01	7	16.70	5	31.09	3	40.44	5	48.53	6	54.28	6	+0.45	140.7	87.4
				5.00	=5	16.68	=4	31.15	6	40.49	7	48.60	7	54.41	7	+0.30	139.9	86.9
				5.02	=8	16.69	=9	31.24	=11	40.62	12	48.74	12	54.54	=11	+0.86	140.2	87.1
				4.97	=6	16.59	=6	31.02	7	40.38	=8	48.58	10	54.40	10	+0.58	138.5	86.1
														Total:	3:37.63	+1.99		
11	7	USA	UHLAENDER Katie	4.94	2	16.62	2	31.10	4	40.47	6	48.66	8	54.51	8	+0.68	139.0	86.3
				4.95	1	16.61	1	31.08	=3	40.50	8	48.72	=8	54.53	=9	+0.42	139.4	86.6
				4.96	2	16.57	1	30.98	=4	40.53	9	48.72	11	54.54	=11	+0.86	139.8	86.8
				4.97	=6	16.54	3	30.88	2	40.28	=6	48.53	8	54.35	9	+0.53	138.6	86.1
														Total:	3:37.93	+2.29		
12	11	AUS	HOAR Melissa	5.16	17	16.98	16	31.50	13	40.86	11	48.95	12	54.73	=12	+0.90	140.6	87.3
				5.21	=17	16.99	15	31.38	=9	40.67	9	48.72	=8	54.48	8	+0.37	141.5	87.9
				5.16	16	16.91	16	31.30	14	40.60	11	48.68	10	54.48	10	+0.80	140.8	87.5
				5.11	=15	16.79	15	31.17	12	40.56	=10	48.71	12	54.53	12	+0.71	139.9	86.9
														Total:	3:38.22	+2.58		
13	13	CAN	KELLY Michelle	5.08	=12	16.84	=11	31.40	11	40.87	12	48.99	13	54.73	=12	+0.90	140.3	87.1
				5.08	=11	16.88	14	31.61	15	41.30	16	49.61	16	55.49	15	+1.38	137.4	85.3
				5.06	12	16.73	=11	31.36	16	41.26	17	49.63	18	55.56	18	+1.88	137.3	85.3
				5.10	14	16.75	14	31.38	16	40.94	15	49.17	15	55.01	14	+1.19	138.5	86.0
														Total:	3:40.79	+5.15		
14	15	NZL	STODDARD Tionette	4.99	=5	16.76	=7	31.51	14	41.09	15	49.65	16	55.85	16	+2.02	132.4	82.2
				4.98	4	16.82	13	31.64	16	41.41	17	49.85	17	55.93	17	+1.82	135.9	84.4
				5.00	=4	16.60	2	31.18	9	40.80	13	49.10	13	55.02	13	+1.34	137.8	85.6
				4.95	=3	16.55	4	31.16	11	40.76	13	49.03	13	54.89	13	+1.07	138.7	86.2
														Total:	3:41.69	+6.05		
15	19	ITA	ZANOLETTI Costanza	4.97	4	16.68	4	31.42	12	41.01	14	49.38	14	55.48	15	+1.65	135.2	84.0
				5.03	9	16.78	10	31.47	13	41.02	14	49.48	15	55.63	16	+1.52	133.5	83.0
				4.99	3	16.69	=9	31.35	15	40.93	15	49.29	15	55.38	16	+1.70	135.6	84.3
				4.97	=6	16.64	10	31.34	=14	40.95	16	49.31	16	55.31	17	+1.49	136.0	84.5
														Total:	3:41.80	+6.16		




OFFICIAL RESULTS / RÉSULTATS OFFICIELS

FRI 19 FEB 2010 / VEN 19 FEV 2010

Rk	Bib No	NOC Code	Name	Start Time	Rk	Int 1	Rk	Int 2	Rk	Int 3	Rk	Int 4	Rk	Finish Time	Rk	Time Behind	Speed (km/h) (mph)	Rec
16	12	RUS	TRUNOVA Svetlana	4.99	=5	16.85	=13	32.00	17	41.71	17	50.18	17	56.47	17	+2.64	135.0	83.8
				5.00	=5	16.75	7	31.46	12	41.00	13	49.28	13	55.32	14	+1.21	138.6	86.1
				4.93	1	16.61	3	31.26	13	40.85	14	49.13	14	55.23	14	+1.55	137.5	85.4
				4.95	=3	16.67	11	31.34	=14	40.83	14	49.12	14	55.17	15	+1.35	136.8	85.0
														Total:	3:42.19	+6.55		
17	18	NOR	BJERKE Desiree	5.20	19	17.04	18	32.06	18	41.79	18	50.36	18	56.48	18	+2.65	133.7	83.1
				5.31	19	17.21	19	31.79	17	41.16	15	49.37	14	55.28	13	+1.17	138.5	86.0
				5.25	19	17.10	19	31.79	18	41.24	16	49.43	16	55.34	15	+1.66	140.0	87.0
				5.20	18	17.03	18	31.66	17	41.07	17	49.34	17	55.26	16	+1.44	137.7	85.5
														Total:	3:42.36	+6.72		
18	16	RUS	YUDINA Elena	5.08	=12	16.95	15	31.60	15	41.18	16	49.47	15	55.42	14	+1.59	137.7	85.6
				5.14	15	17.04	17	31.85	18	41.60	18	50.02	18	56.06	18	+1.95	135.9	84.4
				5.12	15	16.93	17	31.77	17	41.30	18	49.57	17	55.54	17	+1.86	137.1	85.1
				5.11	=15	16.92	17	31.77	18	41.42	18	49.75	18	55.77	18	+1.95	137.7	85.6
														Total:	3:42.79	+7.15		
19	20	ROU	MAZILU Maria Marinela	5.15	16	17.03	17	32.22	19	42.08	19	50.75	19	57.10	19	+3.27	131.1	81.4
				5.18	16	17.09	18	32.14	19	42.08	19	50.72	19	57.03	19	+2.92	132.6	82.3
				5.18	=17	17.02	18	32.69	19	42.92	19	51.72	19	58.14	19	+4.46	129.7	80.6
				5.25	19	17.18	19	32.39	19	42.43	19	51.16	19	57.65	19	+3.83	130.1	80.8
														Total:	3:49.92	+14.28		
17	JPN	KOMURO Nozomi													DSQ			
														Total:	DSQ			



Race Director



Jury President

NOTES

The above results do not reflect possible disqualifications due to material check or doping.

LEGEND

= Equal sign indicates that two or more competitors share the same rank
 DSQ Disqualified Int Intermediate time No Number Rec Record
 Rk Rank SR Start record TR Track record



RECORDS / RECORDS

As of FRI 19 FEB 2010 / En date du VEN 19 FEV 2010

Prior to the Games

Name	NOC Code	Start Record	Track Record	Date	Competition
HUBER Anja	GER	4.97		5 FEB 2009	World Cup
HOLLINGSWORTH Mellisa	CAN		54.30	17 OCT 2009	Canadian Championship

During the Games

Name	NOC Code	Start Record	Track Record	Date	Heat Number
HOLLINGSWORTH Mellisa	CAN		54.18	18 FEB 2010	1
SZYMKOWIAK Kerstin	GER		54.15	18 FEB 2010	1
WILLIAMS Amy	GBR	4.95		18 FEB 2010	1
WILLIAMS Amy	GBR		53.83	18 FEB 2010	1
UHLAENDER Katie	USA	4.94		18 FEB 2010	1
HUBER Anja	GER	4.90		18 FEB 2010	1
WILLIAMS Amy	GBR		53.68	19 FEB 2010	3



PERFORMANCE ANALYSIS / ANALYSE DE LA PERFORMANCE

FRI 19 FEB 2010 / VEN 19 FEV 2010

	Start Record	Track Record
Time	4.90 sec	53.68 sec
Date	18 FEB 2010	19 FEB 2010
Name	HUBER Anja	WILLIAMS Amy
NOC Code	GER	GBR

Rk	Bib No	NOC Code	Name	Start Time	Rk	S-1 Rk	1-2 Rk	2-3 Rk	3-4 Rk	4-F Rk	Finish Time	Rk	Time Behind	Speed (km/h) (mph)						
1	5	GBR	WILLIAMS Amy	4.95	3	11.72	7	14.35	=2	9.25	3	7.97	1	5.59	1	53.83	1	0.00	143.3	89.0
				4.96	2	11.72	=8	14.43	7	9.29	=4	8.06	4	5.67	=2	54.13	2	+0.02	141.8	88.1
				5.00	=4	11.65	6	14.24	1	9.13	1	8.03	=6	5.63	2	53.68	1	0.00	142.0	88.2
				4.94	2	11.62	=8	14.40	7	9.28	7	8.05	6	5.71	5	54.00	4	+0.18	142.2	88.3
Total:													3:35.64		0.00					
2	3	GER	SZYMKOWIAK Kerstin	5.04	9	11.73	=8	14.40	6	9.26	=4	8.02	5	5.70	4	54.15	3	+0.32	142.3	88.4
				5.00	=5	11.66	=2	14.34	1	9.26	=2	8.07	=5	5.78	9	54.11	1	0.00	141.3	87.8
				5.01	=6	11.61	=2	14.35	=6	9.24	6	8.03	=6	5.67	=6	53.91	5	+0.23	142.3	88.4
				4.96	5	11.57	=1	14.38	=5	9.24	4	8.10	7	5.78	=8	54.03	5	+0.21	140.6	87.3
Total:													3:36.20		+0.56					
3	8	GER	HUBER Anja	4.90	1	11.67	1	14.33	1	9.26	=4	8.18	12	5.83	12	54.17	4	+0.34	139.6	86.7
				4.97	3	11.69	=6	14.41	6	9.25	1	8.07	=5	5.82	12	54.21	=4	+0.10	141.3	87.8
				5.07	=13	11.71	15	14.27	=2	9.22	5	8.08	=9	5.75	9	54.10	8	+0.42	141.3	87.8
				5.03	12	11.66	=11	14.28	2	9.20	1	8.01	2	5.70	4	53.88	2	+0.06	141.6	88.0
Total:													3:36.36		+0.72					
4	6	USA	PIKUS-PACE Noelle	5.12	15	11.73	=8	14.36	4	9.27	6	8.06	6	5.76	=8	54.30	7	+0.47	140.5	87.3
				5.11	14	11.65	1	14.40	5	9.26	=2	8.07	=5	5.72	=4	54.21	=4	+0.10	141.0	87.6
				5.07	=13	11.66	7	14.27	=2	9.20	3	8.02	=4	5.66	5	53.88	=3	+0.20	141.8	88.1
				5.06	13	11.66	=11	14.43	=8	9.23	=2	8.03	=3	5.66	=2	54.07	6	+0.25	141.3	87.8
Total:													3:36.46		+0.82					
5	1	CAN	HOLLINGSWORTH Mellisa	5.05	=10	11.78	13	14.46	7	9.23	=1	7.98	=2	5.68	3	54.18	5	+0.35	142.5	88.5
				5.04	10	11.75	=10	14.39	=2	9.29	=4	8.03	=1	5.67	=2	54.17	3	+0.06	142.3	88.4
				5.02	=8	11.62	4	14.36	8	9.21	4	7.96	2	5.64	3	53.81	2	+0.13	143.2	88.9
				4.93	1	11.60	=4	14.51	12	9.52	14	8.14	9	5.74	7	54.44	11	+0.62	140.7	87.4
Total:													3:36.60		+0.96					
6	2	GBR	RUDMAN Shelley	5.03	8	11.71	=4	14.52	=9	9.47	=12	8.12	=9	5.81	11	54.66	11	+0.83	140.3	87.2
				5.01	8	11.68	=4	14.39	=2	9.32	7	8.10	8	5.76	=6	54.26	6	+0.15	140.7	87.4
				5.01	=6	11.67	=8	14.30	5	9.25	7	8.00	3	5.72	8	53.95	7	+0.27	142.5	88.5
				4.99	=9	11.60	=4	14.25	1	9.23	=2	8.03	=3	5.72	6	53.82	1	0.00	142.0	88.2
Total:													3:36.69		+1.05					
7	9	CAN	GOUGH Amy	5.10	14	11.74	10	14.35	=2	9.23	=1	8.00	4	5.72	5	54.14	2	+0.31	142.8	88.7
				5.08	=11	11.72	=8	14.58	=11	9.45	12	8.18	11	5.77	8	54.78	11	+0.67	140.0	86.9
				5.05	=10	11.63	5	14.29	4	9.28	8	8.02	=4	5.65	4	53.92	6	+0.24	143.0	88.8
				4.99	=9	11.60	=4	14.44	11	9.25	5	8.11	8	5.78	=8	54.17	=7	+0.35	140.2	87.1
Total:													3:37.01		+1.37					



PERFORMANCE ANALYSIS / ANALYSE DE LA PERFORMANCE

FRI 19 FEB 2010 / VEN 19 FEV 2010

Rk	Bib No	NOC Code	Name	Start Time	Rk	S-1 Rk	1-2 Rk	2-3 Rk	3-4 Rk	4-F Rk	Finish Time	Rk	Time Behind	Speed (km/h) (mph)
8	4	GER	TROTT Marion	5.19	18	11.88 =18	14.54 11	9.34 =7	7.98 =2	5.60 2	54.53	=9	+0.70	143.6 89.2
				5.21 =17	11.81 15	14.50 10	9.33 8	8.03 =1	5.65 1	54.53	=9	+0.42	142.0 88.2	
				5.18 =17	11.70 =13	14.35 =6	9.19 2	7.92 1	5.54 1	53.88	=3	+0.20	144.5 89.7	
				5.18 17	11.68 =14	14.43 =8	9.27 6	7.99 1	5.62 1	54.17	=7	+0.35	142.4 88.4	
Total:											3:37.11		+1.47	
9	10	SUI	PEDERSEN Maya	5.05 =10	11.71 =4	14.55 12	9.34 =7	8.12 =9	5.76 =8	54.53	=9	+0.70	140.1 87.0	
				5.08 =11	11.69 =6	14.66 13	9.54 =13	8.14 10	5.72 =4	54.83	12	+0.72	140.6 87.3	
				5.05 =10	11.68 =11	14.51 11	9.30 =9	8.03 =6	5.67 =6	54.24	9	+0.56	141.8 88.1	
				5.02 11	11.57 =1	14.33 3	9.29 8	8.04 5	5.66 =2	53.91	3	+0.09	142.3 88.4	
Total:											3:37.51		+1.87	
10	14	AUS	LINCOLN-SMITH Emma	5.01 7	11.69 3	14.39 5	9.35 9	8.09 =7	5.75 7	54.28	6	+0.45	140.7 87.4	
				5.00 =5	11.68 =4	14.47 =8	9.34 9	8.11 9	5.81 =10	54.41	7	+0.30	139.9 86.9	
				5.02 =8	11.67 =8	14.55 12	9.38 11	8.12 11	5.80 =10	54.54	=11	+0.86	140.2 87.1	
				4.97 =6	11.62 =8	14.43 =8	9.36 9	8.20 11	5.82 =10	54.40	10	+0.58	138.5 86.1	
Total:											3:37.63		+1.99	
11	7	USA	UHLAENDER Katie	4.94 2	11.68 2	14.48 8	9.37 11	8.19 13	5.85 13	54.51	8	+0.68	139.0 86.3	
				4.95 1	11.66 =2	14.47 =8	9.42 11	8.22 13	5.81 =10	54.53	=9	+0.42	139.4 86.6	
				4.96 2	11.61 =2	14.41 10	9.55 14	8.19 =12	5.82 12	54.54	=11	+0.86	139.8 86.8	
				4.97 =6	11.57 =1	14.34 4	9.40 11	8.25 13	5.82 =10	54.35	9	+0.53	138.6 86.1	
Total:											3:37.93		+2.29	
12	11	AUS	HOAR Melissa	5.16 17	11.82 14	14.52 =9	9.36 10	8.09 =7	5.78 10	54.73	=12	+0.90	140.6 87.3	
				5.21 =17	11.78 13	14.39 =2	9.29 =4	8.05 3	5.76 =6	54.48	8	+0.37	141.5 87.9	
				5.16 16	11.75 16	14.39 9	9.30 =9	8.08 =9	5.80 =10	54.48	10	+0.80	140.8 87.5	
				5.11 =15	11.68 =14	14.38 =5	9.39 10	8.15 10	5.82 =10	54.53	12	+0.71	139.9 86.9	
Total:											3:38.22		+2.58	
13	13	CAN	KELLY Michelle	5.08 =12	11.76 11	14.56 13	9.47 =12	8.12 =9	5.74 6	54.73	=12	+0.90	140.3 87.1	
				5.08 =11	11.80 14	14.73 16	9.69 16	8.31 15	5.88 13	55.49	15	+1.38	137.4 85.3	
				5.06 12	11.67 =8	14.63 14	9.90 18	8.37 18	5.93 15	55.56	18	+1.88	137.3 85.3	
				5.10 14	11.65 10	14.63 =14	9.56 15	8.23 12	5.84 13	55.01	14	+1.19	138.5 86.0	
Total:											3:40.79		+5.15	
14	15	NZL	STODDARD Tionette	4.99 =5	11.77 12	14.75 16	9.58 =14	8.56 17	6.20 17	55.85	16	+2.02	132.4 82.2	
				4.98 4	11.84 16	14.82 18	9.77 18	8.44 17	6.08 17	55.93	17	+1.82	135.9 84.4	
				5.00 =4	11.60 1	14.58 13	9.62 17	8.30 16	5.92 14	55.02	13	+1.34	137.8 85.6	
				4.95 =3	11.60 =4	14.61 13	9.60 16	8.27 =14	5.86 14	54.89	13	+1.07	138.7 86.2	
Total:											3:41.69		+6.05	
15	19	ITA	ZANOLETTI Costanza	4.97 4	11.71 =4	14.74 15	9.59 16	8.37 15	6.10 15	55.48	15	+1.65	135.2 84.0	
				5.03 9	11.75 =10	14.69 14	9.55 15	8.46 18	6.15 18	55.63	16	+1.52	133.5 83.0	
				4.99 3	11.70 =13	14.66 16	9.58 15	8.36 17	6.09 17	55.38	16	+1.70	135.6 84.3	
				4.97 =6	11.67 13	14.70 17	9.61 17	8.36 18	6.00 16	55.31	17	+1.49	136.0 84.5	
Total:											3:41.80		+6.16	



PERFORMANCE ANALYSIS / ANALYSE DE LA PERFORMANCE

FRI 19 FEB 2010 / VEN 19 FEV 2010

Rk	Bib No	NOC Code	Name	Start Time	Rk	S-1 Rk	1-2 Rk	2-3 Rk	3-4 Rk	4-F Rk	Finish Time	Rk	Time Behind	Speed (km/h)	(mph)					
16	12	RUS	TRUNOVA Svetlana	4.99	=5	11.86	16	15.15	18	9.71	17	8.47	16	6.29	18	56.47	17	+2.64	135.0	83.8
				5.00	=5	11.75	=10	14.71	15	9.54	=13	8.28	14	6.04	=15	55.32	14	+1.21	138.6	86.1
				4.93	1	11.68	=11	14.65	15	9.59	16	8.28	15	6.10	18	55.23	14	+1.55	137.5	85.4
				4.95	=3	11.72	16	14.67	16	9.49	13	8.29	16	6.05	18	55.17	15	+1.35	136.8	85.0
												Total:	3:42.19	+6.55						
17	18	NOR	BJERKE Desiree	5.20	19	11.84	15	15.02	17	9.73	18	8.57	18	6.12	16	56.48	18	+2.65	133.7	83.1
				5.31	19	11.90	=17	14.58	=11	9.37	10	8.21	12	5.91	14	55.28	13	+1.17	138.5	86.0
				5.25	19	11.85	19	14.69	17	9.45	12	8.19	=12	5.91	13	55.34	15	+1.66	140.0	87.0
				5.20	18	11.83	18	14.63	=14	9.41	12	8.27	=14	5.92	15	55.26	16	+1.44	137.7	85.5
												Total:	3:42.36	+6.72						
18	16	RUS	YUDINA Elena	5.08	=12	11.87	17	14.65	14	9.58	=14	8.29	14	5.95	14	55.42	14	+1.59	137.7	85.6
				5.14	15	11.90	=17	14.81	17	9.75	17	8.42	16	6.04	=15	56.06	18	+1.95	135.9	84.4
				5.12	15	11.81	17	14.84	18	9.53	13	8.27	14	5.97	16	55.54	17	+1.86	137.1	85.1
				5.11	=15	11.81	17	14.85	18	9.65	18	8.33	17	6.02	17	55.77	18	+1.95	137.7	85.6
												Total:	3:42.79	+7.15						
19	20	ROU	MAZILU Maria Marinela	5.15	16	11.88	=18	15.19	19	9.86	19	8.67	19	6.35	19	57.10	19	+3.27	131.1	81.4
				5.18	16	11.91	19	15.05	19	9.94	19	8.64	19	6.31	19	57.03	19	+2.92	132.6	82.3
				5.18	=17	11.84	18	15.67	19	10.23	19	8.80	19	6.42	19	58.14	19	+4.46	129.7	80.6
				5.25	19	11.93	19	15.21	19	10.04	19	8.73	19	6.49	19	57.65	19	+3.83	130.1	80.8
												Total:	3:49.92	+14.28						
17	JPN	KOMURO Nozomi											DSQ							
												Total:	DSQ							

LEGEND

=	Equal sign indicates that two or more competitors share the same rank						
1-2	Segment: 1st to 2nd intermediate point	2-3	Segment: 2nd to 3rd intermediate point	3-4	Segment: 3rd to 4th intermediate point	4-F	Segment: 4th intermediate point to finish
DSQ	Disqualified	No	Number	Rk	Rank	S-1	Segment: Start to 1st intermediate point



RESULTS / RÉSULTATS

MON 15 FEB 2010 / LUN 15 FEV 2010

Start Order	Bib No	NOC Code	Name	Start Time	Rk	Int 1 Rk	Int 2 Rk	Int 3 Rk	Int 4 Rk	Finish Time	Rk	Time Behind	Speed (km/h)	(mph)				
1	1	SLO	SETINA Anze	4.77	3	16.24	3	30.53	2	39.96	3	48.25	6	54.08	7	+0.91	137.6	85.5
				4.76	=1	16.22	1	30.61	=2	40.05	5	48.44	=10	54.40	13	+1.16	136.5	84.8
2	2	CAN	MONTGOMERY Jon	4.79	4	16.23	2	30.39	1	39.53	1	47.51	1	53.17	1	0.00	142.7	88.7
				4.82	8	16.28	2	30.39	1	39.52	1	47.52	1	53.24	1	0.00	141.4	87.8
3	3	CAN	PAIN Jeff	4.95	=20	16.50	17	30.73	6	39.91	2	47.83	2	53.41	2	+0.24	143.9	89.4
				4.98	=24	16.50	=14	30.70	6	40.04	4	48.11	4	53.82	4	+0.58	141.5	87.9
4	4	CAN	DOUGLAS Michael	4.89	=14	16.41	13	30.74	7	40.03	6	48.14	3	53.91	4	+0.74	140.0	87.0
				4.81	=6	16.30	=3	30.67	5	40.06	6	48.24	6	54.04	5	+0.80	139.0	86.4
5	5	ITA	DROCCO Nicola	4.89	=14	16.53	19	31.36	23	41.02	24	49.45	24	55.49	23	+2.32	136.2	84.6
				4.83	=9	16.39	8	31.03	15	40.63	16	49.18	18	55.40	19	+2.16	132.9	82.6
6	6	AUT	GUGGENBERGER Matthias	4.75	2	16.28	4	30.67	4	40.02	=4	48.17	5	54.00	6	+0.83	138.1	85.8
				4.83	=9	16.48	13	32.12	27	42.34	27	51.18	27	57.39	26	+4.15	130.5	81.1
7	7	RUS	TRETYAKOV Alexander	4.73	1	16.16	1	30.92	15	40.48	16	48.69	=16	54.78	18	+1.61	137.9	85.7
				4.76	=1	16.31	5	31.58	25	41.75	26	51.10	26	57.87	27	+4.63	120.7	75.0
8	8	RUS	CHUDINOV Sergei	4.83	8	16.47	=15	31.09	=19	40.54	18	48.65	15	54.42	=12	+1.25	140.7	87.4
				4.87	=14	16.42	=9	30.84	9	40.24	=8	48.38	8	54.25	10	+1.01	140.2	87.1
9	9	NZL	SANDFORD Ben	5.13	27	16.79	27	31.18	22	40.55	19	48.69	=16	54.50	15	+1.33	140.4	87.2
				5.08	27	16.72	25	31.24	19	40.73	18	48.88	16	54.68	15	+1.44	139.9	86.9
10	10	NZL	ROBERTS Iain															
11	11	USA	BERNOTAS Eric	4.84	=9	16.31	5	30.80	9	40.37	14	48.62	14	54.68	17	+1.51	139.2	86.5
				4.90	16	16.54	21	31.40	22	41.44	25	49.98	25	56.13	25	+2.89	133.5	83.0
12	12	USA	LUND Zach	4.84	=9	16.34	6	30.66	3	40.02	=4	48.16	4	53.88	3	+0.71	140.2	87.1
				4.83	=9	16.34	=6	30.62	4	39.90	3	47.97	=2	53.68	2	+0.44	141.0	87.6
13	13	USA	DALY John	4.81	=5	16.35	=7	30.84	12	40.52	17	48.92	19	54.90	19	+1.73	136.1	84.6
				4.80	=3	16.30	=3	30.73	7	40.24	=8	48.45	12	54.34	12	+1.10	138.4	86.0
14	14	SUI	OSWALD Pascal	4.97	=22	16.56	21	31.09	=19	40.80	20	49.37	23	55.68	=24	+2.51	133.4	82.9
				5.04	26	16.71	24	31.36	21	41.22	23	49.70	23	55.82	24	+2.58	135.1	83.9
15	15	GBR	BROMLEY Kristan	4.92	17	16.47	=15	30.72	5	40.15	8	48.37	9	54.25	=8	+1.08	139.3	86.5
				4.91	=17	16.51	=17	30.85	10	40.08	7	48.23	5	54.13	=6	+0.89	139.2	86.4
16	16	GBR	PENGILLY Adam	4.82	7	16.35	=7	30.83	11	40.31	=11	48.57	13	54.42	=12	+1.25	137.8	85.6
				4.93	=21	16.51	=17	30.94	13	40.42	14	48.72	14	54.65	14	+1.41	137.1	85.1
17	17	AUS	DEANE Anthony	4.97	=22	16.71	26	31.57	26	41.28	26	49.64	26	55.77	26	+2.60	135.1	83.9
				4.87	=14	16.53	20	31.43	23	41.17	22	49.60	22	55.68	23	+2.44	134.9	83.8
18	18	GER	ROMMEL Frank	4.86	=12	16.37	=10	30.78	8	40.26	9	48.46	12	54.25	=8	+1.08	140.0	86.9
				4.92	=19	16.51	=17	31.04	16	40.33	12	48.44	=10	54.21	8	+0.97	140.8	87.5
19	19	GER	STIELICKE Sandro	4.89	=14	16.37	=10	30.87	13	40.31	=11	48.42	=10	54.26	10	+1.09	141.0	87.6
				4.92	=19	16.50	=14	30.93	12	40.26	=10	48.35	7	54.13	=6	+0.89	140.7	87.4
20	20	GER	HALILOVIC Michi	4.94	19	16.54	20	31.00	17	40.29	10	48.28	7	53.99	5	+0.82	143.3	89.0
				4.93	=21	16.50	=14	30.90	11	40.35	13	48.48	13	54.23	9	+0.99	140.7	87.4
21	21	ESP	MIRAMBELL Ander	4.86	=12	16.45	14	31.13	21	40.91	22	49.31	21	55.43	22	+2.26	135.9	84.4
				4.80	=3	16.43	=11	31.06	17	40.85	19	49.30	19	55.51	21	+2.27	132.9	82.6
22	22	LAT	DUKURS Martins	5.01	26	16.64	24	31.03	18	40.34	13	48.42	=10	54.49	14	+1.32	138.8	86.2
				4.86	13	16.43	=11	30.78	8	40.26	=10	48.42	9	54.32	11	+1.08	139.6	86.7



RESULTS / RÉSULTATS

MON 15 FEB 2010 / LUN 15 FEV 2010

Start Order	Bib No	NOC Code	Name	Start Time	Rk	Int 1	Rk	Int 2	Rk	Int 3	Rk	Int 4	Rk	Finish Time	Rk	Time Behind	Speed (km/h)	Speed (mph)
23	23	LAT	DUKURS Tomass	4.93	18	16.51	18	30.82	10	40.10	7	48.33	8	54.32	11	+1.15	138.1	85.8
				4.81	=6	16.34	=6	30.61	=2	39.86	2	47.97	=2	53.75	3	+0.51	140.5	87.3
24	24	FRA	SAINT-GENIES Gregory	4.85	11	16.36	9	30.99	16	40.81	21	49.28	20	55.25	20	+2.08	134.7	83.7
				4.84	12	16.90	27	31.54	24	41.13	21	49.37	21	55.19	18	+1.95	138.6	86.1
25	25	KOR	CHO In Ho	4.95	=20	16.58	22	32.33	27	42.40	27	50.85	27	56.87	27	+3.70	135.9	84.4
				4.98	=24	16.81	26	31.74	26	41.40	24	49.71	24	55.66	22	+2.42	137.0	85.1
26	26	IRL	SHANNON Patrick	4.97	=22	16.67	25	31.38	24	41.00	23	49.51	25	55.68	=24	+2.51	133.3	82.8
				4.91	=17	16.58	22	31.33	20	40.98	20	49.35	20	55.41	20	+2.17	136.2	84.6
27	27	JPN	KOSHI Kazuhiro	4.98	25	16.60	23	31.39	25	41.05	25	49.35	22	55.28	21	+2.11	137.5	85.4
				4.97	23	16.59	23	31.09	18	40.66	17	48.91	17	54.78	17	+1.54	138.1	85.8
28	28	JPN	TAYAMA Shinsuke	4.81	=5	16.37	=10	30.90	14	40.44	15	48.72	18	54.60	16	+1.43	136.1	84.5
				4.80	=3	16.42	=9	30.99	14	40.47	15	48.77	15	54.69	16	+1.45	135.7	84.3

LEGEND

= Equal sign indicates that two or more competitors share the same rank

DNS Did not start

Int Intermediate time

No Number

Rk Rank



PERFORMANCE ANALYSIS / ANALYSE DE LA PERFORMANCE

MON 15 FEB 2010 / LUN 15 FEV 2010

Start Order	Bib No	NOC Code	Name	Start Time	Rk	S-1 Rk	1-2 Rk	2-3 Rk	3-4 Rk	4-F Rk	Finish Time	Rk	Time Behind	Speed (km/h)	(mph)
1	1	SLO	SETINA Anze	4.77	3	11.47 =3	14.29 4	9.43=10	8.29 18	5.83 =9	54.08	7	+0.91	137.6	85.5
				4.76	=1	11.46 =1	14.39 8	9.44 10	8.39 20	5.96 19	54.40	13	+1.16	136.5	84.8
2	2	CAN	MONTGOMERY Jon	4.79	4	11.44 2	14.16 1	9.14 1	7.98 2	5.66 2	53.17	1	0.00	142.7	88.7
				4.82	8	11.46 =1	14.11 1	9.13 1	8.00 1	5.72 3	53.24	1	0.00	141.4	87.8
3	3	CAN	PAIN Jeff	4.95	=20	11.55=13	14.23 2	9.18 2	7.92 1	5.58 1	53.41	2	+0.24	143.9	89.4
				4.98	=24	11.52 6	14.20 2	9.34 7	8.07 =2	5.71 =1	53.82	4	+0.58	141.5	87.9
4	4	CAN	DOUGLAS Michael	4.89	=14	11.52 9	14.33 7	9.29 =4	8.11 =5	5.77 =5	53.91	4	+0.74	140.0	87.0
				4.81	=6	11.49 3	14.37 7	9.39 8	8.18 12	5.80 =8	54.04	5	+0.80	139.0	86.4
5	5	ITA	DROCCO Nicola	4.89	=14	11.64=23	14.83 25	9.66=20	8.43 23	6.04 20	55.49	23	+2.32	136.2	84.6
				4.83	=9	11.56 10	14.64=19	9.60 19	8.55 25	6.22 26	55.40	19	+2.16	132.9	82.6
6	6	AUT	GUGGENBERGER Matthias	4.75	2	11.53=10	14.39 =8	9.35 7	8.15 10	5.83 =9	54.00	6	+0.83	138.1	85.8
				4.83	=9	11.65 22	15.64 27	10.22 27	8.84 26	6.21=24	57.39	26	+4.15	130.5	81.1
7	7	RUS	TRETYAKOV Alexander	4.73	1	11.43 1	14.76 23	9.56 17	8.21 12	6.09 23	54.78	18	+1.61	137.9	85.7
				4.76	=1	11.55 =8	15.27 26	10.17 26	9.35 27	6.77 27	57.87	27	+4.63	120.7	75.0
8	8	RUS	CHUDINOV Sergei	4.83	8	11.64=23	14.62 19	9.45 13	8.11 =5	5.77 =5	54.42=12		+1.25	140.7	87.4
				4.87	=14	11.55 =8	14.42 10	9.40 9	8.14 8	5.87=11	54.25	10	+1.01	140.2	87.1
9	9	NZL	SANDFORD Ben	5.13	27	11.66 25	14.39 =8	9.37 9	8.14 =8	5.81 8	54.50	15	+1.33	140.4	87.2
				5.08	27	11.64=20	14.52 15	9.49 15	8.15 =9	5.80 =8	54.68	15	+1.44	139.9	86.9
10	10	NZL	ROBERTS Iain								DNS				
11	11	USA	BERNOTAS Eric	4.84	=9	11.47 =3	14.49=14	9.57 18	8.25 15	6.06 21	54.68	17	+1.51	139.2	86.5
				4.90	16	11.64=20	14.86 23	10.04 25	8.54 24	6.15 23	56.13	25	+2.89	133.5	83.0
12	12	USA	LUND Zach	4.84	=9	11.50 6	14.32 6	9.36 8	8.14 =8	5.72 4	53.88	3	+0.71	140.2	87.1
				4.83	=9	11.51 5	14.28 4	9.28 4	8.07 =2	5.71 =1	53.68	2	+0.44	141.0	87.6
13	13	USA	DALY John	4.81	=5	11.54 12	14.49=14	9.68 22	8.40=21	5.98 17	54.90	19	+1.73	136.1	84.6
				4.80	=3	11.50 4	14.43=11	9.51 16	8.21 13	5.89 13	54.34	12	+1.10	138.4	86.0
14	14	SUI	OSWALD Pascal	4.97	=22	11.59=17	14.53=17	9.71=23	8.57 27	6.31 27	55.68=24		+2.51	133.4	82.9
				5.04	26	11.67=24	14.65 21	9.86 24	8.48 23	6.12 22	55.82	24	+2.58	135.1	83.9
15	15	GBR	BROMLEY Kristan	4.92	17	11.55=13	14.25 3	9.43=10	8.22 13	5.88=13	54.25 =8		+1.08	139.3	86.5
				4.91	=17	11.60 16	14.34 5	9.23 2	8.15 =9	5.90=14	54.13 =6		+0.89	139.2	86.4
16	16	GBR	PENGILLY Adam	4.82	7	11.53=10	14.48 13	9.48=14	8.26 16	5.85 12	54.42=12		+1.25	137.8	85.6
				4.93	=21	11.58=13	14.43=11	9.48=12	8.30=16	5.93 17	54.65	14	+1.41	137.1	85.1
17	17	AUS	DEANE Anthony	4.97	=22	11.74 27	14.86 26	9.71=23	8.36 20	6.13 25	55.77	26	+2.60	135.1	83.9
				4.87	=14	11.66 23	14.90 24	9.74 22	8.43 21	6.08 21	55.68	23	+2.44	134.9	83.8
18	18	GER	ROMMEL Frank	4.86	=12	11.51 =7	14.41 11	9.48=14	8.20 11	5.79 7	54.25 =8		+1.08	140.0	86.9
				4.92	=19	11.59 15	14.53 16	9.29 5	8.11 =5	5.77 5	54.21	8	+0.97	140.8	87.5
19	19	GER	STIELICKE Sandro	4.89	=14	11.48 5	14.50 16	9.44 12	8.11 =5	5.84 11	54.26	10	+1.09	141.0	87.6
				4.92	=19	11.58=13	14.43=11	9.33 6	8.09 4	5.78 =6	54.13 =6		+0.89	140.7	87.4
20	20	GER	HALILOVIC Michi	4.94	19	11.60 19	14.46 12	9.29 =4	7.99 3	5.71 3	53.99	5	+0.82	143.3	89.0
				4.93	=21	11.57=11	14.40 9	9.45 11	8.13 7	5.75 4	54.23	9	+0.99	140.7	87.4
21	21	ESP	MIRAMBELL Ander	4.86	=12	11.59=17	14.68 21	9.78 25	8.40=21	6.12 24	55.43	22	+2.26	135.9	84.4
				4.80	=3	11.63 19	14.63 18	9.79 23	8.45 22	6.21=24	55.51	21	+2.27	132.9	82.6
22	22	LAT	DUKURS Martins	5.01	26	11.63=21	14.39 =8	9.31 6	8.08 4	6.07 22	54.49	14	+1.32	138.8	86.2
				4.86	13	11.57=11	14.35 6	9.48=12	8.16 11	5.90=14	54.32	11	+1.08	139.6	86.7



PERFORMANCE ANALYSIS / ANALYSE DE LA PERFORMANCE

MON 15 FEB 2010 / LUN 15 FEV 2010

Start Order	Bib No	NOC Code	Name	Start Time	Rk	S-1 Rk	1-2 Rk	2-3 Rk	3-4 Rk	4-F Rk	Finish Time	Rk	Time Behind	Speed (km/h)	(mph)					
23	23	LAT	DUKURS Tomass	4.93	18	11.58	16	14.31	5	9.28	3	8.23	14	5.99	18	54.32	11	+1.15	138.1	85.8
				4.81	=6	11.53	7	14.27	3	9.25	3	8.11	=5	5.78	=6	53.75	3	+0.51	140.5	87.3
24	24	FRA	SAINT-GENIES Gregory	4.85	11	11.51	=7	14.63	20	9.82	26	8.47	25	5.97	16	55.25	20	+2.08	134.7	83.7
				4.84	12	12.06	27	14.64	=19	9.59	18	8.24	14	5.82	10	55.19	18	+1.95	138.6	86.1
25	25	KOR	CHO In Ho	4.95	=20	11.63	=21	15.75	27	10.07	27	8.45	24	6.02	19	56.87	27	+3.70	135.9	84.4
				4.98	=24	11.83	26	14.93	25	9.66	21	8.31	18	5.95	18	55.66	22	+2.42	137.0	85.1
26	26	IRL	SHANNON Patrick	4.97	=22	11.70	26	14.71	22	9.62	19	8.51	26	6.17	26	55.68	=24	+2.51	133.3	82.8
				4.91	=17	11.67	=24	14.75	22	9.65	20	8.37	19	6.06	20	55.41	20	+2.17	136.2	84.6
27	27	JPN	KOSHI Kazuhiro	4.98	25	11.62	20	14.79	24	9.66	=20	8.30	19	5.93	15	55.28	21	+2.11	137.5	85.4
				4.97	23	11.62	=17	14.50	14	9.57	17	8.25	15	5.87	=11	54.78	17	+1.54	138.1	85.8
28	28	JPN	TAYAMA Shinsuke	4.81	=5	11.56	15	14.53	=17	9.54	16	8.28	17	5.88	=13	54.60	16	+1.43	136.1	84.5
				4.80	=3	11.62	=17	14.57	17	9.48	=12	8.30	=16	5.92	16	54.69	16	+1.45	135.7	84.3

LEGEND

= Equal sign indicates that two or more competitors share the same rank

1-2 Segment: 1st to 2nd intermediate point

2-3 Segment: 2nd to 3rd intermediate point

3-4 Segment: 3rd to 4th intermediate point

4-F Segment: 4th intermediate point to finish

DNS Did not start

No Number

Rk Rank

S-1 Segment: Start to 1st intermediate point



RESULTS / RÉSULTATS

TUE 16 FEB 2010 / MAR 16 FEV 2010

Start Order	Bib No	NOC Code	Name	Start Time	Rk	Int 1 Rk	Int 2 Rk	Int 3 Rk	Int 4 Rk	Finish Time	Rk	Time Behind	Speed (km/h)	(mph)
1	27	JPN	KOSHI Kazuhiro	4.95	25	16.52=23	30.89 18	40.23 16	48.34 15	54.13 15		+1.04	141.0	87.6
				4.95	23	16.62=23	31.14 20	40.53 18	48.70 18	54.53 17		+1.13	139.4	86.6
2	28	JPN	TAYAMA Shinsuke	4.81=10		16.34=12	30.98=20	40.59 21	48.99 23	55.04 24		+1.95	134.5	83.6
				4.87=15		16.38 13	30.76=11	40.21 17	48.46 17	54.66 18		+1.26	137.8	85.6
3	26	IRL	SHANNON Patrick	4.92 24		16.52=23	31.16 23	40.71 23	49.01 25	55.13 25		+2.04	136.6	84.9
				4.93 20		16.57=20	31.28 24	40.98 24	49.36 25	55.40 25		+2.00	136.3	84.7
4	25	KOR	CHO In Ho	4.91=22		16.59 25	31.15 22	40.74 24	48.98 22	54.91 22		+1.82	137.7	85.6
				4.94=21		16.74 26	31.43 26	41.02 26	49.31=23	55.37=23		+1.97	136.8	85.0
5	24	FRA	SAINT-GENIES Gregory	4.86=16		16.49=21	30.97 19	40.35 19	48.43 17	54.34 18		+1.25	140.6	87.4
				4.87=15		16.37=11	30.74 10	40.03 =8	48.13 6	53.93 8		+0.53	140.3	87.1
6	22	LAT	DUKURS Martins	4.86=16		16.41=16	30.65 11	39.84 6	47.84 8	53.57 8		+0.48	141.8	88.1
				4.87=15		16.44 16	30.76=11	40.06 10	48.18 9	54.08 11		+0.68	140.1	87.0
7	23	LAT	DUKURS Tomass	4.88 20		16.37=14	30.66 12	39.86 10	47.83 7	53.53 7		+0.44	142.8	88.7
				4.84=10		16.37=11	30.66 6	39.93 5	48.20=10	54.03 10		+0.63	138.3	85.9
8	21	ESP	MIRAMBELL Ander	4.81=10		16.49=21	31.19 25	40.81 26	49.28 27	55.50 27		+2.41	134.1	83.3
				4.87=15		16.62=23	31.37 25	40.96 23	49.31=23	55.45 26		+2.05	136.0	84.5
9	18	GER	ROMMEL Frank	4.77 =4		16.17 =1	30.63 10	39.94 11	47.98 =9	53.84 10		+0.75	142.2	88.3
				4.84=10		16.35 10	30.82 15	40.20 16	48.30 15	54.10 12		+0.70	140.7	87.4
10	19	GER	STIELICKE Sandro	4.87=18		16.34=12	30.60 8	39.76 5	47.70 5	53.34 3		+0.25	143.1	88.9
				4.92 19		16.47 17	30.86 16	40.15 14	48.15 7	53.90 6		+0.50	141.8	88.1
11	20	GER	HALILOVIC Michi	4.84 15		16.37=14	30.98=20	40.36 20	48.39 16	54.15 16		+1.06	142.0	88.2
				4.86=13		16.39 14	30.70 =7	39.97 6	48.01 3	53.73 4		+0.33	141.0	87.6
12	17	AUS	DEANE Anthony	4.82=13		16.42 18	31.17 24	40.79 25	49.24 26	55.35 26		+2.26	136.1	84.5
										DNS				
13	15	GBR	BROMLEY Kristan	4.82=13		16.26 7	30.49 5	39.68 4	47.66 4	53.36 =4		+0.27	142.7	88.6
				4.84=10		16.32 =5	30.72 9	40.08 12	48.20=10	54.02 9		+0.62	139.9	86.9
14	16	GBR	PENGILLY Adam	4.89 21		16.43 19	30.82 17	40.27 18	48.45=18	54.29 17		+1.20	139.4	86.6
				4.94=21		16.57=20	31.26 22	40.99 25	49.37 26	55.37=23		+1.97	136.5	84.8
15	14	SUI	OSWALD Pascal	5.02 27		16.65 26	31.20 26	40.70 22	48.90 21	54.95 23		+1.86	138.8	86.2
				4.96 24		16.51 19	31.02 18	40.65 19	49.04 20	55.22 20		+1.82	132.2	82.1
16	11	USA	BERNOTAS Eric	4.81=10		16.31 11	30.59 7	39.85 =7	47.98 =9	53.86 11		+0.77	139.7	86.8
				4.81 =5		16.33 =8	30.79 13	40.18 15	48.34 16	54.28 14		+0.88	138.9	86.3
17	12	USA	LUND Zach	4.77 =4		16.21 =4	30.37 =1	39.53 3	47.60 3	53.32 2		+0.23	141.2	87.7
				4.77 3		16.24 3	30.52 3	39.85 2	47.94 2	53.63 2		+0.23	140.7	87.4
18	13	USA	DALY John	4.76 3		16.20 3	30.48 4	39.85 =7	47.98 =9	53.94 12		+0.85	140.6	87.3
				4.67 1		16.11 1	30.42 1	39.92 4	48.21 12	54.35 16		+0.95	137.7	85.5
19	9	NZL	SANDFORD Ben	5.00 26		16.68 27	31.40 27	40.89 27	49.00 24	54.77 20		+1.68	140.4	87.2
				5.00 25		16.60 22	31.27 23	40.76 21	48.89 19	54.68 19		+1.28	140.8	87.5
20	10	NZL	ROBERTS Iain							DNS				
										DNS				
21	7	RUS	TRETYAKOV Alexander	4.74 2		16.21 =4	30.37 =1	39.52 2	47.56 2	53.36 =4		+0.27	141.7	88.0
				4.73 2		16.19 2	30.60 4	40.01 7	48.12 5	53.89 5		+0.49	140.2	87.1
22	8	RUS	CHUDINOV Sergei	4.77 =4		16.29 9	30.72 14	40.13=14	48.45=18	54.48 19		+1.39	135.6	84.3
				4.83 =8		16.32 =5	30.62 5	39.88 3	48.24 13	54.29 15		+0.89	135.9	84.4



RESULTS / RÉSULTATS

TUE 16 FEB 2010 / MAR 16 FEV 2010

Start Order	Bib No	NOC Code	Name	Start Time	Rk	Int 1	Rk	Int 2	Rk	Int 3	Rk	Int 4	Rk	Finish Time	Rk	Time Behind	Speed (km/h)	(mph)
23	6	AUT	GUGGENBERGER Matthias	4.87	=18	16.45	20	30.77	16	40.13	=14	48.19	14	53.98	13	+0.89	141.7	88.0
				4.86	=13	16.43	15	30.81	14	40.13	13	48.28	14	54.18	13	+0.78	138.8	86.2
24	5	ITA	DROCCO Nicola	4.79	=7	16.30	10	30.74	15	40.26	17	48.63	20	54.87	21	+1.78	132.7	82.4
				4.83	=8	16.49	18	31.16	21	40.70	20	49.13	21	55.28	21	+1.88	135.2	84.0
25	2	CAN	MONTGOMERY Jon	4.79	=7	16.23	6	30.37	=1	39.50	1	47.42	1	53.09	1	0.00	142.9	88.8
				4.81	=5	16.27	4	30.47	2	39.66	1	47.66	1	53.40	1	0.00	142.0	88.2
26	3	CAN	PAIN Jeff	4.91	=22	16.41	=16	30.62	9	39.85	=7	47.82	6	53.47	6	+0.38	143.0	88.8
				5.04	26	16.67	25	30.91	17	40.07	11	48.03	4	53.68	3	+0.28	143.6	89.2
27	4	CAN	DOUGLAS Michael	4.80	9	16.28	8	30.67	13	39.99	13	48.09	12	53.80	9	+0.71	140.3	87.2
				4.80	4	16.33	=8	30.70	=7	40.03	=8	48.16	8	53.91	7	+0.51	139.8	86.8
28	1	SLO	SETINA Anze	4.73	1	16.17	=1	30.52	6	39.97	12	48.16	13	54.10	14	+1.01	137.4	85.3
				4.81	=5	16.32	=5	31.06	19	40.82	22	49.30	22	55.35	22	+1.95	134.2	83.4

LEGEND

= Equal sign indicates that two or more competitors share the same rank

DNS Did not start

Int Intermediate time

No Number

Rk Rank



PERFORMANCE ANALYSIS / ANALYSE DE LA PERFORMANCE

TUE 16 FEB 2010 / MAR 16 FEV 2010

Start Order	Bib No	NOC Code	Name	Start Time	Rk	S-1 Rk	1-2 Rk	2-3 Rk	3-4 Rk	4-F Rk	Finish Time	Rk	Time Behind	Speed (km/h)	(mph)
23	6	AUT	GUGGENBERGER Matthias	4.87=18	20	11.58	14.32	9.36	8.06	5.79=11	53.98	13	+0.89	141.7	88.0
				4.86=13							11.57=17				
24	5	ITA	DROCCO Nicola	4.79 =7	13	11.51	14.44	9.52	8.37	6.24	54.87	21	+1.78	132.7	82.4
				4.83 =8							11.66				
25	2	CAN	MONTGOMERY Jon	4.79 =7	=2	11.44	14.14	9.13	7.92	5.67	53.09	1	0.00	142.9	88.8
				4.81 =5							11.46				
26	3	CAN	PAIN Jeff	4.91=22	=11	11.50	14.21	9.23	7.97	5.65	53.47	6	+0.38	143.0	88.8
				5.04							11.63=20				
27	4	CAN	DOUGLAS Michael	4.80	9	11.48	14.39=14	9.32	8.10	5.71	53.80	9	+0.71	140.3	87.2
				4.80							11.53=12				
28	1	SLO	SETINA Anze	4.73	1	11.44	14.35	9.45=18	8.19	5.94	54.10	14	+1.01	137.4	85.3
				4.81							11.51				

LEGEND

=	Equal sign indicates that two or more competitors share the same rank						
1-2	Segment: 1st to 2nd intermediate point	2-3	Segment: 2nd to 3rd intermediate point	3-4	Segment: 3rd to 4th intermediate point	4-F	Segment: 4th intermediate point to finish
DNS	Did not start	No	Number	Rk	Rank	S-1	Segment: Start to 1st intermediate point



RESULTS / RÉSULTATS

WED 17 FEB 2010 / MER 17 FEV 2010

Start Order	Bib No	NOC Code	Name	Start Time	Rk	Int 1 Rk	Int 2 Rk	Int 3 Rk	Int 4 Rk	Finish Time	Rk	Time Behind	Speed (km/h)	(mph)
1	22	LAT	DUKURS Martins	4.88=18		16.43 18	30.72 12	40.00 10	48.08 11	53.81 9		+0.43	141.0	87.6
				4.83 3		16.40 =4	30.80 5	40.08 4	48.10 2	53.81 2		+0.11	141.8	88.1
2	18	GER	ROMMEL Frank	4.78 =6		16.22 =4	30.52 =5	39.80 6	47.80 3	53.51 4		+0.13	142.5	88.5
				4.86 =7		16.45 7	31.08 13	40.69 16	48.93 16	54.77 16		+1.07	138.5	86.1
3	19	GER	STIELICKE Sandro	4.87 17		16.38=15	30.88 16	40.19 16	48.18 13	53.85 11		+0.47	142.4	88.4
				4.91=13		16.52=11	31.04=10	40.41 10	48.47 9	54.16 7		+0.46	141.2	87.7
4	23	LAT	DUKURS Tomass	4.77 5		16.25 8	30.55 7	39.85 8	47.96 8	53.82 10		+0.44	140.3	87.1
				4.86 =7		16.43 6	30.82 6	40.15 6	48.31 7	54.17 8		+0.47	139.5	86.7
5	2	CAN	MONTGOMERY Jon	4.78 =6		16.18 3	30.45 =3	39.72 =3	47.73 =1	53.38 1		0.00	142.3	88.4
				4.84 =4		16.38 3	30.65 1	39.92 1	47.97 1	53.70 1		0.00	141.2	87.7
6	15	GBR	BROMLEY Kristan	4.91=20		16.41 17	30.73 13	40.02 11	48.06 10	53.80 8		+0.42	141.6	88.0
				4.91=13		16.50 9	30.98 8	40.33 8	48.46 8	54.33 9		+0.63	140.4	87.2
7	20	GER	HALILOVIC Michi	4.85 15		16.38=15	30.89 17	40.24 17	48.29 16	53.93 12		+0.55	142.1	88.3
				4.92 15		16.61=14	31.10 15	40.57 12	48.78 12	54.55 12		+0.85	139.4	86.6
8	7	RUS	TRETYAKOV Alexander	4.62 1		15.96 1	30.15 1	39.72 =3	47.86 6	53.62 6		+0.24	141.1	87.7
				4.70 1		16.25 1	31.05 12	40.59 14	48.82 13	54.68 13		+0.98	138.6	86.1
9	11	USA	BERNOTAS Eric	4.79 9		16.26 9	30.71 11	40.05=12	48.14 12	53.95 13		+0.57	140.9	87.6
										DNS				
10	3	CAN	PAIN Jeff	4.97=24		16.56 21	30.81 15	40.08 14	48.23 15	54.00 15		+0.62	139.8	86.8
				5.04 20		16.66=16	30.89 7	40.16 7	48.29 6	54.05 5		+0.35	140.0	87.0
11	4	CAN	DOUGLAS Michael	4.80=10		16.23 6	30.45 =3	39.70 2	47.73 =1	53.40 2		+0.02	141.5	87.9
				4.84 =4		16.37 2	30.71 2	40.04 2	48.12 3	53.83 3		+0.13	140.6	87.3
12	12	USA	LUND Zach	4.84=13		16.36=12	30.59 9	39.78 5	47.82 4	53.50 3		+0.12	141.4	87.8
				4.88 =9		16.46 8	30.78 4	40.06 3	48.17 4	53.94 4		+0.24	139.8	86.9
13	13	USA	DALY John	4.75 4		16.24 7	30.56 8	39.88 9	48.04 9	53.97 14		+0.59	138.9	86.3
				4.85 6		16.51 10	31.00 9	40.38 9	48.50 10	54.38 10		+0.68	139.9	86.9
14	9	NZL	SANDFORD Ben	5.04 27		16.67 27	31.02 20	40.43 18	48.50 18	54.20 18		+0.82	142.0	88.2
				5.14 25		16.92 24	31.37 18	40.80 17	48.95 17	54.75 15		+1.05	140.9	87.6
15	6	AUT	GUGGENBERGER Matthias	4.81 12		16.32 11	30.52 =5	39.82 7	47.93 7	53.75 7		+0.37	142.0	88.2
				4.80 2		16.40 =4	30.73 3	40.10 5	48.24 5	54.06 6		+0.36	138.5	86.0
16	16	GBR	PENGILLY Adam	4.98 26		16.61 23	31.08 21	40.49 20	48.69 19	54.55 19		+1.17	139.1	86.4
				5.07=22		16.85=20	31.48 21	41.03 19	49.35 19	55.33 19		+1.63	137.2	85.2
17	8	RUS	CHUDINOV Sergei	4.70 2		16.15 2	30.39 2	39.69 1	47.83 5	53.56 5		+0.18	140.0	87.0
				4.90 12		16.61=14	31.17 16	40.58 13	48.71 11	54.48 11		+0.78	140.0	87.0
18	14	SUI	OSWALD Pascal	4.91=20		16.52 19	30.99 19	40.50 21	48.82 21	54.77 22		+1.39	136.8	85.0
				5.09 24		16.85=20	31.34 17	40.85 18	49.13 18	55.10 18		+1.40	137.6	85.5
19	1	SLO	SETINA Anze	4.74 3		16.22 =4	30.60 10	40.05=12	48.21 14	54.17=16		+0.79	139.4	86.6
				4.94=16		16.66=16	31.38 19	41.05 20	49.48=20	55.45 20		+1.75	135.5	84.2
20	27	JPN	KOSHI Kazuhiro	4.97=24		16.65 25	31.19=24	40.64 22	48.86 23	54.72 20		+1.34	138.8	86.2
				5.05 21		16.90 23	31.53 22	41.08 22	49.48=20	55.46 21		+1.76	136.1	84.6
21	24	FRA	SAINT-GENIES Gregory	4.84=13		16.36=12	30.74 14	40.15 15	48.34 17	54.17=16		+0.79	138.7	86.2
				4.89 11		16.58 13	31.09 14	40.62 15	48.88 15	54.72 14		+1.02	137.9	85.7
22	17	AUS	DEANE Anthony	4.86 16		16.59 22	31.58 27	41.50 27	50.06 27	56.16 27		+2.78	134.1	83.3
										DNS				



RESULTS / RÉSULTATS

WED 17 FEB 2010 / MER 17 FEV 2010

Start Order	Bib No	NOC Code	Name	Start Time	Rk	Int 1	Rk	Int 2	Rk	Int 3	Rk	Int 4	Rk	Finish Time	Rk	Time Behind	Speed (km/h)	(mph)
23	28	JPN	TAYAMA Shinsuke	4.80=10		16.37	14	30.90	18	40.44	19	48.79	20	54.76	21	+1.38	137.4	85.4
				4.88 =9		16.52=11		31.04=10		40.50	11	48.85	14	54.89	17	+1.19	136.4	84.7
24	10	NZL	ROBERTS Iain	5.43	28	17.36	28	32.42	28	42.46	28	51.09	28	57.34	28	+3.96	133.2	82.8
				5.35	26	17.38	26	32.37	26	42.41	26	51.41	26	57.98	26	+4.28	127.3	79.1
25	26	IRL	SHANNON Patrick	4.91=20		16.55	20	31.18	23	40.79	24	49.13	24	55.19	24	+1.81	136.6	84.9
				4.98	19	16.76	19	31.44	20	41.07	21	49.57	22	55.95	24	+2.25	130.5	81.1
26	21	ESP	MIRAMBELL Ander	4.88=18		16.64	24	31.37	26	40.91	25	49.22	25	55.21	25	+1.83	136.7	85.0
				4.95	18	16.86	22	31.59=23		41.27	23	49.69	23	55.75	23	+2.05	134.8	83.7
27	25	KOR	CHO In Ho	4.92	23	16.66	26	31.19=24		40.65	23	48.85	22	54.89	23	+1.51	138.3	85.9
				5.07=22		16.99	25	31.80	25	41.40	25	49.72	24	55.69	22	+1.99	137.2	85.2
28	5	ITA	DROCCO Nicola	4.78 =6		16.31	10	31.15	22	41.00	26	49.55	26	55.59	26	+2.21	134.2	83.4
				4.94=16		16.72	18	31.59=23		41.34	24	49.90	25	56.01	25	+2.31	133.1	82.7

LEGEND

= Equal sign indicates that two or more competitors share the same rank

DNS Did not start

Int Intermediate time

No Number

Rk Rank



PERFORMANCE ANALYSIS / ANALYSE DE LA PERFORMANCE

WED 17 FEB 2010 / MER 17 FEV 2010

Start Order	Bib No	NOC Code	Name	Start Time	Rk	S-1 Rk	1-2 Rk	2-3 Rk	3-4 Rk	4-F Rk	Finish Time	Rk	Time Behind	Speed (km/h)	(mph)
1	22	LAT	DUKURS Martins	4.88=18		11.55 17	14.29 8	9.28 =5	8.08 9	5.73 =8	53.81 9		+0.43	141.0	87.6
				4.83 3	11.57 =4	14.40 7	9.28 =3	8.02 1	5.71 =2	53.81 2	+0.11	141.8	88.1		
2	18	GER	ROMMEL Frank	4.78 =6		11.44 4	14.30 =9	9.28 =5	8.00 2	5.71 7	53.51 4		+0.13	142.5	88.5
				4.86 =7	11.59 =7	14.63=17	9.61 21	8.24 15	5.84=11	54.77 16	+1.07	138.5	86.1		
3	19	GER	STIELICKE Sandro	4.87 17		11.51=11	14.50 19	9.31 11	7.99 1	5.67 =3	53.85 11		+0.47	142.4	88.4
				4.91=13	11.61 10	14.52=14	9.37 =8	8.06 3	5.69 1	54.16 7	+0.46	141.2	87.7		
4	23	LAT	DUKURS Tomass	4.77 5		11.48 =7	14.30 =9	9.30 =8	8.11=11	5.86=16	53.82 10		+0.44	140.3	87.1
				4.86 =7	11.57 =4	14.39 6	9.33 =5	8.16 12	5.86=13	54.17 8	+0.47	139.5	86.7		
5	2	CAN	MONTGOMERY Jon	4.78 =6		11.40 2	14.27 7	9.27 =3	8.01 3	5.65 2	53.38 1		0.00	142.3	88.4
				4.84 =4	11.54 2	14.27 2	9.27 =1	8.05 2	5.73 4	53.70 1	0.00	141.2	87.7		
6	15	GBR	BROMLEY Kristan	4.91=20		11.50 10	14.32=11	9.29 7	8.04 =5	5.74 10	53.80 8		+0.42	141.6	88.0
				4.91=13	11.59 =7	14.48 9	9.35 7	8.13 =7	5.87 15	54.33 9	+0.63	140.4	87.2		
7	20	GER	HALILOVIC Michi	4.85 15		11.53=15	14.51 20	9.35 14	8.05 7	5.64 1	53.93 12		+0.55	142.1	88.3
				4.92 15	11.69=14	14.49=10	9.47 14	8.21 13	5.77 =6	54.55 12	+0.85	139.4	86.6		
8	7	RUS	TRETYAKOV Alexander	4.62 1		11.34 1	14.19 1	9.57 24	8.14=13	5.76 11	53.62 6		+0.24	141.1	87.7
				4.70 1	11.55 3	14.80 23	9.54 17	8.23 14	5.86=13	54.68 13	+0.98	138.6	86.1		
9	11	USA	BERNOTAS Eric	4.79 9		11.47 6	14.45 16	9.34 13	8.09 10	5.81 13	53.95 13		+0.57	140.9	87.6
10	3	CAN	PAIN Jeff	4.97=24		11.59 19	14.25 6	9.27 =3	8.15 15	5.77 12	54.00 15		+0.62	139.8	86.8
				5.04 20	11.62 11	14.23 1	9.27 =1	8.13 =7	5.76 5	54.05 5	+0.35	140.0	87.0		
11	4	CAN	DOUGLAS Michael	4.80=10		11.43 3	14.22 3	9.25 2	8.03 4	5.67 =3	53.40 2		+0.02	141.5	87.9
				4.84 =4	11.53 1	14.34 5	9.33 =5	8.08 4	5.71 =2	53.83 3	+0.13	140.6	87.3		
12	12	USA	LUND Zach	4.84=13		11.52=13	14.23 4	9.19 1	8.04 =5	5.68 5	53.50 3		+0.12	141.4	87.8
				4.88 =9	11.58 6	14.32 3	9.28 =3	8.11 5	5.77 =6	53.94 4	+0.24	139.8	86.9		
13	13	USA	DALY John	4.75 4		11.49 9	14.32=11	9.32 12	8.16=16	5.93 19	53.97 14		+0.59	138.9	86.3
				4.85 6	11.66 13	14.49=10	9.38 10	8.12 6	5.88 16	54.38 10	+0.68	139.9	86.9		
14	9	NZL	SANDFORD Ben	5.04 27		11.63=21	14.35 13	9.41=15	8.07 8	5.70 6	54.20 18		+0.82	142.0	88.2
				5.14 25	11.78=19	14.45 8	9.43 12	8.15 11	5.80 9	54.75 15	+1.05	140.9	87.6		
15	6	AUT	GUGGENBERGER Matthias	4.81 12		11.51=11	14.20 2	9.30 =8	8.11=11	5.82 14	53.75 7		+0.37	142.0	88.2
				4.80 2	11.60 9	14.33 4	9.37 =8	8.14 10	5.82 10	54.06 6	+0.36	138.5	86.0		
16	16	GBR	PENGILLY Adam	4.98 26		11.63=21	14.47=17	9.41=15	8.20=19	5.86=16	54.55 19		+1.17	139.1	86.4
				5.07=22	11.78=19	14.63=17	9.55=18	8.32=18	5.98=20	55.33 19	+1.63	137.2	85.2		
17	8	RUS	CHUDINOV Sergei	4.70 2		11.45 5	14.24 5	9.30 =8	8.14=13	5.73 =8	53.56 5		+0.18	140.0	87.0
				4.90 12	11.71 16	14.56 16	9.41 11	8.13 =7	5.77 =6	54.48 11	+0.78	140.0	87.0		
18	14	SUI	OSWALD Pascal	4.91=20		11.61 20	14.47=17	9.51 21	8.32 23	5.95 20	54.77 22		+1.39	136.8	85.0
				5.09 24	11.76 18	14.49=10	9.51 15	8.28 17	5.97=17	55.10 18	+1.40	137.6	85.5		
19	1	SLO	SETINA Anze	4.74 3		11.48 =7	14.38=14	9.45=18	8.16=16	5.96 21	54.17=16		+0.79	139.4	86.6
				4.94=16	11.72 17	14.72 21	9.67 23	8.43 23	5.97=17	55.45 20	+1.75	135.5	84.2		
20	27	JPN	KOSHI Kazuhiro	4.97=24		11.68 24	14.54 23	9.45=18	8.22 21	5.86=16	54.72 20		+1.34	138.8	86.2
				5.05 21	11.85 23	14.63=17	9.55=18	8.40 21	5.98=20	55.46 21	+1.76	136.1	84.6		
21	24	FRA	SAINT-GENIES Gregory	4.84=13		11.52=13	14.38=14	9.41=15	8.19 18	5.83 15	54.17=16		+0.79	138.7	86.2
				4.89 11	11.69=14	14.51 13	9.53 16	8.26 16	5.84=11	54.72 14	+1.02	137.9	85.7		
22	17	AUS	DEANE Anthony	4.86 16		11.73 25	14.99 27	9.92 27	8.56 27	6.10 27	56.16 27		+2.78	134.1	83.3

DNS



PERFORMANCE ANALYSIS / ANALYSE DE LA PERFORMANCE

WED 17 FEB 2010 / MER 17 FEV 2010

Start Order	Bib No	NOC Code	Name	Start Time	Rk	S-1 Rk	1-2 Rk	2-3 Rk	3-4 Rk	4-F Rk	Finish Time	Rk	Time Behind	Speed (km/h)	(mph)
23	28	JPN	TAYAMA Shinsuke	4.80=10		11.57 18	14.53=21	9.54=22	8.35 25	5.97 22	54.76 21		+1.38	137.4	85.4
				4.88 =9		11.64 12	14.52=14	9.46 13	8.35 20	6.04 22	54.89 17		+1.19	136.4	84.7
24	10	NZL	ROBERTS Iain	5.43 28		11.93 28	15.06 28	10.04 28	8.63 28	6.25 28	57.34 28		+3.96	133.2	82.8
				5.35 26		12.03 26	14.99 26	10.04 26	9.00 26	6.57 26	57.98 26		+4.28	127.3	79.1
25	26	IRL	SHANNON Patrick	4.91=20		11.64 23	14.63 24	9.61 25	8.34 24	6.06 26	55.19 24		+1.81	136.6	84.9
				4.98 19		11.78=19	14.68 20	9.63 22	8.50 24	6.38 25	55.95 24		+2.25	130.5	81.1
26	21	ESP	MIRAMBELL Ander	4.88=18		11.76 27	14.73 25	9.54=22	8.31 22	5.99 23	55.21 25		+1.83	136.7	85.0
				4.95 18		11.91 24	14.73 22	9.68 24	8.42 22	6.06 23	55.75 23		+2.05	134.8	83.7
27	25	KOR	CHO In Ho	4.92 23		11.74 26	14.53=21	9.46 20	8.20=19	6.04=24	54.89 23		+1.51	138.3	85.9
				5.07=22		11.92 25	14.81 24	9.60 20	8.32=18	5.97=17	55.69 22		+1.99	137.2	85.2
28	5	ITA	DROCCO Nicola	4.78 =6		11.53=15	14.84 26	9.85 26	8.55 26	6.04=24	55.59 26		+2.21	134.2	83.4
				4.94=16		11.78=19	14.87 25	9.75 25	8.56 25	6.11 24	56.01 25		+2.31	133.1	82.7

LEGEND

=	Equal sign indicates that two or more competitors share the same rank						
1-2	Segment: 1st to 2nd intermediate point	2-3	Segment: 2nd to 3rd intermediate point	3-4	Segment: 3rd to 4th intermediate point	4-F	Segment: 4th intermediate point to finish
DNS	Did not start	No	Number	Rk	Rank	S-1	Segment: Start to 1st intermediate point



START LIST / LISTE DE DÉPART

THU 18 FEB 2010 / JEU 18 FEV 2010 START TIME / DÉBUT 18:30

	Start Record	Track Record
Time	4.52 sec	53.30 sec
Date	05 FEB 2009	17 OCT 2009
Name	TRETYAKOV Alexander	PAIN Jeff
NOC Code	RUS	CAN

Start Order	Bib No	NOC Code	Name	Start Time	Time	Total	Rk	Start Time	Int 1	Int 2	Int 3	Int 4	Finish Time	Total Time
1	1	LAT	DUKURS Martins											
2	2	GER	ROMMEL Frank											
3	3	GER	STIELICKE Sandro											
4	4	LAT	DUKURS Tomass											
5	5	CAN	MONTGOMERY Jon											
6	6	GBR	BROMLEY Kristan											
7	7	GER	HALILOVIC Michi											
8	8	RUS	TRETYAKOV Alexander											
9	9	USA	BERNOTAS Eric											
10	10	CAN	PAIN Jeff											
11	11	CAN	DOUGLAS Michael											
12	12	USA	LUND Zach											
13	13	USA	DALY John											
14	14	NZL	SANDFORD Ben											
15	15	AUT	GUGGENBERGER Matthias											
16	16	GBR	PENGILLY Adam											
17	17	RUS	CHUDINOV Sergei											
18	18	SUI	OSWALD Pascal											
19	19	SLO	SETINA Anze											
20	20	JPN	KOSHI Kazuhiro											
21	21	FRA	SAINT-GENIES Gregory											
22	22	AUS	DEANE Anthony											
23	23	JPN	TAYAMA Shinsuke											
24	24	NZL	ROBERTS Iain											
25	25	IRL	SHANNON Patrick											
26	26	ESP	MIRAMBELL Ander											
27	27	KOR	CHO In Ho											
28	28	ITA	DROCCO Nicola											

LEGEND

Int Intermediate time No Number Rk Rank



RESULTS / RÉSULTATS

THU 18 FEB 2010 / JEU 18 FEV 2010

	Start Record	Track Record
Time	4.52 sec	52.32 sec
Date	05 FEB 2009	18 FEB 2010
Name	TRETYAKOV Alexander	DUKURS Martins
NOC Code	RUS	LAT

Rk	Bib No	NOC Code	Name	Start Time	Rk	Int 1	Rk	Int 2	Rk	Int 3	Rk	Int 4	Rk	Finish Time	Rk	Time Behind	Speed (km/h) (mph)	Rec
1	1	LAT	DUKURS Martins	4.53	2	15.85	1	29.84	1	38.86	1	46.71	1	52.32	1	0.00	144.9	90.0 TR
				Total:				52.32				0.00						
2	5	CAN	MONTGOMERY Jon	4.62	3	15.95	3	30.06	3	39.14	3	47.00	3	52.60	2	+0.28	144.4	89.7
				Total:				52.60				+0.28						
3	8	RUS	TRETYAKOV Alexander	4.52	1	15.91	2	29.94	2	38.97	2	46.95	2	52.70	3	+0.38	142.0	88.2
				Total:				52.70				+0.38						
4	15	AUT	GUGGENBERGER Matthias	4.65	5	16.06	6	30.20	=6	39.30	5	47.20	=4	52.75	4	+0.43	143.8	89.3
				Total:				52.75				+0.43						
5	11	CAN	DOUGLAS Michael	4.67	=8	16.08	=8	30.20	=6	39.32	7	47.23	6	52.83	5	+0.51	143.7	89.3
				Total:				52.83				+0.51						
6	2	GER	ROMMEL Frank	4.67	=8	16.07	7	30.24	11	39.37	11	47.24	7	52.90	6	+0.58	145.4	90.4
				Total:				52.90				+0.58						
7	6	GBR	BROMLEY Kristan	4.70	13	16.08	=8	30.18	5	39.28	4	47.20	=4	52.91	7	+0.59	142.9	88.8
				Total:				52.91				+0.59						
8	4	LAT	DUKURS Tomass	4.66	=6	16.08	=8	30.22	=9	39.31	6	47.25	8	52.94	8	+0.62	143.6	89.2
				Total:				52.94				+0.62						
9	10	CAN	PAIN Jeff	4.81	25	16.20	16	30.26	12	39.44	12	47.42	10	53.03	9	+0.71	143.0	88.8
				Total:				53.03				+0.71						
10	12	USA	LUND Zach	4.72	=14	16.13	11	30.22	=9	39.35	10	47.32	9	53.04	10	+0.72	143.0	88.9
				Total:				53.04				+0.72						
11	7	GER	HALILOVIC Michi	4.75	=16	16.24	19	30.49	15	39.59	13	47.48	12	53.09	11	+0.77	144.9	90.0
				Total:				53.09				+0.77						
12	14	NZL	SANDFORD Ben	4.80	=23	16.28	=21	30.45	14	39.63	14	47.53	13	53.11	12	+0.79	145.1	90.1
				Total:				53.11				+0.79						
13	3	GER	STIELICKE Sandro	4.78	22	16.25	20	30.54	=17	39.72	16	47.62	15	53.18	13	+0.86	144.6	89.9
				Total:				53.18				+0.86						
14	9	USA	BERNOTAS Eric	4.75	=16	16.15	=12	30.21	8	39.33	=8	47.43	11	53.23	14	+0.91	140.7	87.4
				Total:				53.23				+0.91						
15	21	FRA	SAINT-GENIES Gregory	4.76	=18	16.22	17	30.44	13	39.67	15	47.73	16	53.40	15	+1.08	141.3	87.8
				Total:				53.40				+1.08						
16	17	RUS	CHUDINOV Sergei	4.64	4	16.04	5	30.16	4	39.33	=8	47.56	14	53.64	16	+1.32	135.0	83.8
				Total:				53.64				+1.32						
17	16	GBR	PENGILLY Adam	4.68	10	16.18	15	30.52	16	39.81	17	47.94	17	53.75	17	+1.43	140.2	87.1
				Total:				53.75				+1.43						



RESULTS / RÉSULTATS

THU 18 FEB 2010 / JEU 18 FEV 2010

Rk	Bib No	NOC Code	Name	Start Time	Rk	Int 1	Rk	Int 2	Rk	Int 3	Rk	Int 4	Rk	Finish Time	Rk	Time Behind	Speed (km/h) (mph)	Rec
18	18	SUI	OSWALD Pascal	4.76	=18	16.23	18	30.54	=17	39.91	19	48.01	=18	53.77	18	+1.45	141.4	87.9
														Total:	53.77	+1.45		
19	23	JPN	TAYAMA Shinsuke	4.77	=20	16.28	=21	30.57	19	39.86	18	48.01	=18	53.94	19	+1.62	140.1	87.0
														Total:	53.94	+1.62		
20	20	JPN	KOSHI Kazuhiro	4.91	28	16.55	28	30.94	23	40.22	22	48.25	21	54.02	20	+1.70	141.9	88.2
														Total:	54.02	+1.70		
21	13	USA	DALY John	4.66	=6	16.02	4	30.61	21	40.05	20	48.21	20	54.08	21	+1.76	140.0	87.0
														Total:	54.08	+1.76		
22	27	KOR	CHO In Ho	4.87	=26	16.54	27	31.02	26	40.39	25	48.55	23	54.46	22	+2.14	139.0	86.3
														Total:	54.46	+2.14		
23	19	SLO	SETINA Anze	4.72	=14	16.15	=12	30.60	20	40.10	21	48.57	24	54.50	23	+2.18	135.5	84.2
														Total:	54.50	+2.18		
24	22	AUS	DEANE Anthony	4.69	=11	16.16	14	30.74	22	40.24	23	48.53	22	54.55	24	+2.23	137.9	85.7
														Total:	54.55	+2.23		
25	26	ESP	MIRAMBELL Ander	4.80	=23	16.48	26	30.99	25	40.38	24	48.67	25	54.77	25	+2.45	137.0	85.1
														Total:	54.77	+2.45		
26	25	IRL	SHANNON Patrick	4.77	=20	16.32	23	31.04	27	40.73	27	49.15	27	55.18	26	+2.86	136.0	84.5
														Total:	55.18	+2.86		
27	24	NZL	ROBERTS Iain	4.87	=26	16.39	=24	30.98	24	40.69	26	49.05	26	55.21	27	+2.89	136.7	84.9
														Total:	55.21	+2.89		
28	28	ITA	DROCCO Nicola	4.69	=11	16.39	=24	31.26	28	41.07	28	49.51	28	55.77	28	+3.45	135.3	84.1
														Total:	55.77	+3.45		

LEGEND

= Equal sign indicates that two or more competitors share the same rank

Int Intermediate time No Number Rec Record

TR Track record Rk Rank



START LIST / LISTE DE DÉPART

THU 18 FEB 2010 / JEU 18 FEV 2010 START TIME / DÉBUT 21:00

	Start Record	Track Record
Time	4.52 sec	52.32 sec
Date	05 FEB 2009	18 FEB 2010
Name	TRETYAKOV Alexander	DUKURS Martins
NOC Code	RUS	LAT

Start Order	Bib No	NOC Code	Name	Start Time	Time	Total	Rk	Start Time	Int 1	Int 2	Int 3	Int 4	Finish Time	Total Time
1	20	JPN	KOSHI Kazuhiro	4.91	54.02	54.02	20							
						+1.70								
2	23	JPN	TAYAMA Shinsuke	4.77	53.94	53.94	19							
						+1.62								
3	18	SUI	OSWALD Pascal	4.76	53.77	53.77	18							
						+1.45								
4	16	GBR	PENGILLY Adam	4.68	53.75	53.75	17							
						+1.43								
5	17	RUS	CHUDINOV Sergei	4.64	53.64	53.64	16							
						+1.32								
6	21	FRA	SAINT-GENIES Gregory	4.76	53.40	53.40	15							
						+1.08								
7	9	USA	BERNOTAS Eric	4.75	53.23	53.23	14							
						+0.91								
8	3	GER	STIELICKE Sandro	4.78	53.18	53.18	13							
						+0.86								
9	14	NZL	SANDFORD Ben	4.80	53.11	53.11	12							
						+0.79								
10	7	GER	HALILOVIC Michi	4.75	53.09	53.09	11							
						+0.77								
11	12	USA	LUND Zach	4.72	53.04	53.04	10							
						+0.72								
12	10	CAN	PAIN Jeff	4.81	53.03	53.03	9							
						+0.71								
13	4	LAT	DUKURS Tomass	4.66	52.94	52.94	8							
						+0.62								
14	6	GBR	BROMLEY Kristan	4.70	52.91	52.91	7							
						+0.59								
15	2	GER	ROMMEL Frank	4.67	52.90	52.90	6							
						+0.58								
16	11	CAN	DOUGLAS Michael	4.67	52.83	52.83	5							
						+0.51								
17	15	AUT	GUGGENBERGER Matthias	4.65	52.75	52.75	4							
						+0.43								



START LIST / LISTE DE DÉPART

THU 18 FEB 2010 / JEU 18 FEV 2010 START TIME / DÉBUT 21:00

Start Order	Bib No	NOC Code	Name	Start Time	Time	Total	Rk	Start Time	Int 1	Int 2	Int 3	Int 4	Finish Time	Total Time
18	8	RUS	TRETYAKOV Alexander	4.52	52.70	52.70	3							
						+0.38								
19	5	CAN	MONTGOMERY Jon	4.62	52.60	52.60	2							
						+0.28								
20	1	LAT	DUKURS Martins	4.53	52.32	52.32	1							
						0.00								
21	13	USA	DALY John	4.66	54.08	54.08	21							
						+1.76								
22	27	KOR	CHO In Ho	4.87	54.46	54.46	22							
						+2.14								
23	19	SLO	SETINA Anze	4.72	54.50	54.50	23							
						+2.18								
24	22	AUS	DEANE Anthony	4.69	54.55	54.55	24							
						+2.23								
25	26	ESP	MIRAMBELL Ander	4.80	54.77	54.77	25							
						+2.45								
26	25	IRL	SHANNON Patrick	4.77	55.18	55.18	26							
						+2.86								
27	24	NZL	ROBERTS Iain	4.87	55.21	55.21	27							
						+2.89								
28	28	ITA	DROCCO Nicola	4.69	55.77	55.77	28							
						+3.45								

LEGEND

Int Intermediate time No Number Rk Rank



RESULTS / RÉSULTATS

THU 18 FEB 2010 / JEU 18 FEV 2010

	Start Record	Track Record
Time	4.48 sec	52.32 sec
Date	18 FEB 2010	18 FEB 2010
Name	TRETYAKOV Alexander	DUKURS Martins
NOC Code	RUS	LAT

Rk	Bib No	NOC Code	Name	Start Time	Rk	Int 1	Rk	Int 2	Rk	Int 3	Rk	Int 4	Rk	Finish Time	Rk	Time Behind	Speed (km/h) (mph)	Rec
1	1	LAT	DUKURS Martins	4.53	2	15.85	1	29.84	1	38.86	1	46.71	1	52.32	1	0.00	144.9	90.0 TR
				4.54	2	15.87	2	29.97	1	39.04	1	46.92	1	52.59	2	+0.02	144.0	89.4
				Total:		1:44.91		0.00										
2	5	CAN	MONTGOMERY Jon	4.62	3	15.95	3	30.06	3	39.14	3	47.00	3	52.60	2	+0.28	144.4	89.7
				4.63	4	15.96	3	30.03	2	39.07	2	46.93	2	52.57	1	0.00	144.5	89.7
				Total:		1:45.17		+0.26										
3	8	RUS	TRETYAKOV Alexander	4.52	1	15.91	2	29.94	2	38.97	2	46.95	2	52.70	3	+0.38	142.0	88.2
				4.48	1	15.83	1	30.07	3	39.31	7	47.38	7	53.05	8	+0.48	141.5	87.9 SR
				Total:		1:45.75		+0.84										
4	15	AUT	GUGGENBERGER Matthias	4.65	5	16.06	6	30.20	=6	39.30	5	47.20	=4	52.75	4	+0.43	143.8	89.3
				4.62	3	15.99	4	30.15	4	39.25	=3	47.22	=4	53.02	6	+0.45	142.5	88.6
				Total:		1:45.77		+0.86										
5	6	GBR	BROMLEY Kristan	4.70	13	16.08	=8	30.18	5	39.28	4	47.20	=4	52.91	7	+0.59	142.9	88.8
				4.75	15	16.14	8	30.18	5	39.25	=3	47.17	3	52.89	5	+0.32	143.0	88.9
				Total:		1:45.80		+0.89										
6	4	LAT	DUKURS Tomass	4.66	=6	16.08	=8	30.22	=9	39.31	6	47.25	8	52.94	8	+0.62	143.6	89.2
				4.66	5	16.07	=5	30.19	6	39.30	6	47.22	=4	52.88	4	+0.31	143.7	89.3
				Total:		1:45.82		+0.91										
7	11	CAN	DOUGLAS Michael	4.67	=8	16.08	=8	30.20	=6	39.32	7	47.23	6	52.83	5	+0.51	143.7	89.3
				4.69	6	16.09	7	30.27	8	39.42	8	47.39	8	53.04	7	+0.47	142.5	88.6
				Total:		1:45.87		+0.96										
8	12	USA	LUND Zach	4.72	=14	16.13	11	30.22	=9	39.35	10	47.32	9	53.04	10	+0.72	143.0	88.9
				4.74	=13	16.17	10	30.23	7	39.29	5	47.22	=4	52.85	3	+0.28	142.5	88.6
				Total:		1:45.89		+0.98										
9	2	GER	ROMMEL Frank	4.67	=8	16.07	7	30.24	11	39.37	11	47.24	7	52.90	6	+0.58	145.4	90.4
				4.70	=7	16.07	=5	30.40	11	39.66	12	47.63	12	53.25	12	+0.68	143.3	89.0
				Total:		1:46.15		+1.24										
10	10	CAN	PAIN Jeff	4.81	25	16.20	16	30.26	12	39.44	12	47.42	10	53.03	9	+0.71	143.0	88.8
				4.87	25	16.33	21	30.45	14	39.54	10	47.53	10	53.18	10	+0.61	142.6	88.6
				Total:		1:46.21		+1.30										
11	3	GER	STIELICKE Sandro	4.78	22	16.25	20	30.54	=17	39.72	16	47.62	15	53.18	13	+0.86	144.6	89.9
				4.83	23	16.35	23	30.65	=19	39.79	16	47.67	13	53.24	11	+0.67	144.8	90.0
				Total:		1:46.42		+1.51										
12	14	NZL	SANDFORD Ben	4.80	=23	16.28	=21	30.45	14	39.63	14	47.53	13	53.11	12	+0.79	145.1	90.1
				4.84	24	16.34	22	30.55	16	39.74	=14	47.68	14	53.32	14	+0.75	144.3	89.6
				Total:		1:46.43		+1.52										



RESULTS / RÉSULTATS

THU 18 FEB 2010 / JEU 18 FEV 2010

Rk	Bib No	NOC Code	Name	Start Time	Rk	Int 1	Rk	Int 2	Rk	Int 3	Rk	Int 4	Rk	Finish Time	Rk	Time Behind	Speed (km/h) (mph)	Rec	
13	21	FRA	SAINT-GENIES Gregory	4.76=18		16.22	17	30.44	13	39.67	15	47.73	16	53.40	15	+1.08	141.3	87.8	
				4.78=17		16.22=14		30.36	10	39.50	9	47.50	9	53.16	9	+0.59	141.6	88.0	
				Total:		1:46.56		+1.65											
14	9	USA	BERNOTAS Eric	4.75=16		16.15=12		30.21	8	39.33	=8	47.43	11	53.23	14	+0.91	140.7	87.4	
				4.79=19		16.28	17	30.54	15	39.71	13	47.73	15	53.55	15	+0.98	142.8	88.7	
				Total:		1:46.78		+1.87											
15	17	RUS	CHUDINOV Sergei	4.64	4	16.04	5	30.16	4	39.33	=8	47.56	14	53.64	16	+1.32	135.0	83.8	
				4.72=10		16.15	9	30.35	9	39.55	11	47.55	11	53.26	13	+0.69	142.4	88.4	
				Total:		1:46.90		+1.99											
16	7	GER	HALILOVIC Michi	4.75=16		16.24	19	30.49	15	39.59	13	47.48	12	53.09	11	+0.77	144.9	90.0	
				4.79=19		16.32	20	30.63	18	39.83=17		48.00	18	53.87	19	+1.30	139.3	86.5	
				Total:		1:46.96		+2.05											
17	18	SUI	OSWALD Pascal	4.76=18		16.23	18	30.54=17		39.91	19	48.01=18		53.77	18	+1.45	141.4	87.9	
				4.76	16	16.22=14		30.42	12	39.74=14		47.86	16	53.68	17	+1.11	140.9	87.5	
				Total:		1:47.45		+2.54											
18	13	USA	DALY John	4.66	=6	16.02	4	30.61	21	40.05	20	48.21	20	54.08	21	+1.76	140.0	87.0	
				4.74=13		16.21=12		30.44	13	39.83=17		47.88	17	53.65	16	+1.08	141.8	88.1	
				Total:		1:47.73		+2.82											
19	23	JPN	TAYAMA Shinsuke	4.77=20		16.28=21		30.57	19	39.86	18	48.01=18		53.94	19	+1.62	140.1	87.0	
				4.81	22	16.31	19	30.65=19		39.95	19	48.05	19	53.84	18	+1.27	141.1	87.7	
				Total:		1:47.78		+2.87											
20	16	GBR	PENGILLY Adam	4.68	10	16.18	15	30.52	16	39.81	17	47.94	17	53.75	17	+1.43	140.2	87.1	
				4.71	9	16.27	16	30.73	22	40.12	22	48.31	21	54.17	22	+1.60	138.9	86.3	
				Total:		1:47.92		+3.01											
21	20	JPN	KOSHI Kazuhiro	4.91	28	16.55	28	30.94	23	40.22	22	48.25	21	54.02	20	+1.70	141.9	88.2	
				4.90	27	16.51	26	30.90	24	40.19	23	48.32	22	54.10	20	+1.53	140.4	87.2	
				Total:		1:48.12		+3.21											
22	22	AUS	DEANE Anthony	4.69=11		16.16	14	30.74	22	40.24	23	48.53	22	54.55	24	+2.23	137.9	85.7	
				4.70	=7	16.21=12		30.68	21	40.08	20	48.27	20	54.12	21	+1.55	140.0	87.0	
				Total:		1:48.67		+3.76											
23	19	SLO	SETINA Anze	4.72=14		16.15=12		30.60	20	40.10	21	48.57	24	54.50	23	+2.18	135.5	84.2	
				4.72=10		16.18	11	30.60	17	40.09	21	48.46	23	54.35	23	+1.78	137.1	85.1	
				Total:		1:48.85		+3.94											
24	27	KOR	CHO In Ho	4.87=26		16.54	27	31.02	26	40.39	25	48.55	23	54.46	22	+2.14	139.0	86.3	
				4.88	26	16.54	28	31.03	26	40.44	26	48.54	24	54.42	24	+1.85	140.4	87.2	
				Total:		1:48.88		+3.97											
25	26	ESP	MIRAMBELL Ander	4.80=23		16.48	26	30.99	25	40.38	24	48.67	25	54.77	25	+2.45	137.0	85.1	
				4.79=19		16.42	24	30.99	25	40.43	25	48.60	25	54.59	25	+2.02	139.4	86.6	
				Total:		1:49.36		+4.45											



RESULTS / RÉSULTATS

THU 18 FEB 2010 / JEU 18 FEV 2010

Rk	Bib No	NOC Code	Name	Start Time	Rk	Int 1	Rk	Int 2	Rk	Int 3	Rk	Int 4	Rk	Finish Time	Rk	Time Behind	Speed (km/h) (mph)	Rec	
26	28	ITA	DROCCO Nicola	4.69=11		16.39=24		31.26	28	41.07	28	49.51	28	55.77	28	+3.45	135.3	84.1	
				4.72=10		16.29	18	30.81	23	40.32	24	48.65	26	54.60	26	+2.03	137.0	85.1	
														Total: 1:50.37		+5.46			
27	25	IRL	SHANNON Patrick	4.77=20		16.32	23	31.04	27	40.73	27	49.15	27	55.18	26	+2.86	136.0	84.5	
				4.78=17		16.44	25	31.16	27	40.82	27	49.20	27	55.20	27	+2.63	137.4	85.4	
														Total: 1:50.38		+5.47			
28	24	NZL	ROBERTS Iain	4.87=26		16.39=24		30.98	24	40.69	26	49.05	26	55.21	27	+2.89	136.7	84.9	
				4.93	28	16.52	27	32.10	28	42.30	28	51.10	28	57.58	28	+5.01	131.5	81.7	
														Total: 1:52.79		+7.88			

LEGEND

= Equal sign indicates that two or more competitors share the same rank

Int Intermediate time

No Number

Rec Record

Rk Rank

SR Start record

TR Track record



COMPETITION DATA / DONNÉES DE COMPÉTITION

THU 18 FEB 2010 / JEU 18 FEV 2010

	Start Time	End Time
Heat 1	19:30	20:26
Heat 2	21:00	21:55

Track Records Prior to the Games		
	Start Record	Track Record
Time	4.52	53.30
Date	5 FEB 2009	17 OCT 2009
NOC Code/ Names	TRETIAKOV Alexander	PAIN Jeff
NOC Code	RUS	CAN

New Track Records				
NOC Code	Name	Start Record	Track Record	Heat Number
LAT	DUKURS Martins		52.32	1
RUS	TRETYAKOV Alexander	4.48		2

Weather Conditions										
	18:30	19:00	19:30	20:00	20:30	21:00	21:30			
Overall Weather Conditions	Clear	Clear	Clear	Clear	Clear	Clear	Clear			
Air Temperature (°C/F)	0.9/33.6	0.7/33.2	0.2/32.3	0.2/32.3	-0.1/31.8	-0.2/31.6	-0.4/31.2			
Ice Temperature (°C/F)	-3.3/26.0	-2.4/27.6	-2.4/27.6	-3.9/24.9	-3.9/24.9	-3.8/25.1	-4.0/24.8			
Humidity	78	70	78	79	75	74	76			
Wind Direction	E	S	SE	N	ENE	ENE	ENE			
Wind Speed (m/s)	0.5	1.0	0.5	0.5	1.0	0.5	0.0			
Precipitation Accumulation (cm/in per hour)	/	/	/	/	/	/	/			

List of Officials			
FIBT President	STOREY Robert	FIBT Secretary General	GARDELLA Ermanno
Technical Delegate	THOMA Heinz	Technical Delegate	GUDZOWSKY Terry
President of the Jury	STRAUSS Wolfgang	Member of the Jury	FUEGI Hans
Member of the Jury	GRUBER Roland	Jury Assistant	SUZUKI Shozo
Technical Official	SENNHAUSER Walter	Technical Official	PANAITESCU Dragos
Technical Official	CUNEO Robert	Technical Official	MENARDI Diego
Technical Official	GIGACHER Hermann	Race Director	DAVENPORT Ryan
Chief of the Track	SEITZ Tracy		

Jury Decisions											
	Heat:	Bib:	NOC Code:	Heat:	Bib:	NOC Code:	Heat:	Bib:	NOC Code:		
Explanation			None								

LEGEND			
E	East	ENE	East-North-East
S	South	N	North
		SE	South-East



START LIST / LISTE DE DÉPART

FRI 19 FEB 2010 / VEN 19 FEV 2010 START TIME / DÉBUT 18:20

	Start Record	Track Record
Time	4.48 sec	52.32 sec
Date	18 FEB 2010	18 FEB 2010
Name	TRETYAKOV Alexander	DUKURS Martins
NOC Code	RUS	LAT

Start Order	Bib No	NOC Code	Name	Start Time	Time	Total	Rk	Start Time	Int 1	Int 2	Int 3	Int 4	Finish Time	Total Time
1	1	LAT	DUKURS Martins	4.53	52.32	1:44.91	1							
				4.54	52.59	0.00								
2	5	CAN	MONTGOMERY Jon	4.62	52.60	1:45.17	2							
				4.63	52.57	+0.26								
3	8	RUS	TRETYAKOV Alexander	4.52	52.70	1:45.75	3							
				4.48	53.05	+0.84								
4	15	AUT	GUGGENBERGER Matthias	4.65	52.75	1:45.77	4							
				4.62	53.02	+0.86								
5	6	GBR	BROMLEY Kristan	4.70	52.91	1:45.80	5							
				4.75	52.89	+0.89								
6	4	LAT	DUKURS Tomass	4.66	52.94	1:45.82	6							
				4.66	52.88	+0.91								
7	11	CAN	DOUGLAS Michael	4.67	52.83	1:45.87	7							
				4.69	53.04	+0.96								
8	12	USA	LUND Zach	4.72	53.04	1:45.89	8							
				4.74	52.85	+0.98								
9	2	GER	ROMMEL Frank	4.67	52.90	1:46.15	9							
				4.70	53.25	+1.24								
10	10	CAN	PAIN Jeff	4.81	53.03	1:46.21	10							
				4.87	53.18	+1.30								
11	3	GER	STIELICKE Sandro	4.78	53.18	1:46.42	11							
				4.83	53.24	+1.51								
12	14	NZL	SANDFORD Ben	4.80	53.11	1:46.43	12							
				4.84	53.32	+1.52								
13	21	FRA	SAINT-GENIES Gregory	4.76	53.40	1:46.56	13							
				4.78	53.16	+1.65								
14	9	USA	BERNOTAS Eric	4.75	53.23	1:46.78	14							
				4.79	53.55	+1.87								
15	17	RUS	CHUDINOV Sergei	4.64	53.64	1:46.90	15							
				4.72	53.26	+1.99								
16	7	GER	HALILOVIC Michi	4.75	53.09	1:46.96	16							
				4.79	53.87	+2.05								
17	18	SUI	OSWALD Pascal	4.76	53.77	1:47.45	17							
				4.76	53.68	+2.54								



START LIST / LISTE DE DÉPART

FRI 19 FEB 2010 / VEN 19 FEV 2010 START TIME / DÉBUT 18:20

Start Order	Bib No	NOC Code	Name	Start Time	Time	Total	Rk	Start Time	Int 1	Int 2	Int 3	Int 4	Finish Time	Total Time
18	13	USA	DALY John	4.66	54.08	1:47.73	18							
				4.74	53.65	+2.82								
19	23	JPN	TAYAMA Shinsuke	4.77	53.94	1:47.78	19							
				4.81	53.84	+2.87								
20	16	GBR	PENGILLY Adam	4.68	53.75	1:47.92	20							
				4.71	54.17	+3.01								
21	20	JPN	KOSHI Kazuhiro	4.91	54.02	1:48.12	21							
				4.90	54.10	+3.21								
22	22	AUS	DEANE Anthony	4.69	54.55	1:48.67	22							
				4.70	54.12	+3.76								
23	19	SLO	SETINA Anze	4.72	54.50	1:48.85	23							
				4.72	54.35	+3.94								
24	27	KOR	CHO In Ho	4.87	54.46	1:48.88	24							
				4.88	54.42	+3.97								
25	26	ESP	MIRAMBELL Ander	4.80	54.77	1:49.36	25							
				4.79	54.59	+4.45								
26	28	ITA	DROCCO Nicola	4.69	55.77	1:50.37	26							
				4.72	54.60	+5.46								
27	25	IRL	SHANNON Patrick	4.77	55.18	1:50.38	27							
				4.78	55.20	+5.47								
28	24	NZL	ROBERTS Iain	4.87	55.21	1:52.79	28							
				4.93	57.58	+7.88								

LEGEND

Int Intermediate time No Number Rk Rank



RESULTS / RÉSULTATS

FRI 19 FEB 2010 / VEN 19 FEV 2010

	Start Record	Track Record
Time	4.48 sec	52.20 sec
Date	18 FEB 2010	19 FEB 2010
Name	TRETYAKOV Alexander	MONTGOMERY Jon
NOC Code	RUS	CAN

Rk	Bib No	NOC Code	Name	Start Time	Rk	Int 1	Rk	Int 2	Rk	Int 3	Rk	Int 4	Rk	Finish Time	Rk	Time Behind	Speed (km/h) (mph)	Rec
1	1	LAT	DUKURS Martins	4.53	2	15.85	1	29.84	1	38.86	1	46.71	1	52.32	1	0.00	144.9	90.0
				4.54	2	15.87	2	29.97	1	39.04	1	46.92	1	52.59	2	+0.02	144.0	89.4
				4.55	2	15.84	1	29.84	1	38.84	1	46.67	1	52.28	2	+0.08	144.8	89.9
														Total:	2:37.19	0.00		
2	5	CAN	MONTGOMERY Jon	4.62	3	15.95	3	30.06	3	39.14	3	47.00	3	52.60	2	+0.28	144.4	89.7
				4.63	4	15.96	3	30.03	2	39.07	2	46.93	2	52.57	1	0.00	144.5	89.7
				4.65	=3	15.96	3	29.90	2	38.88	2	46.68	2	52.20	1	0.00	145.7	90.5 TR
														Total:	2:37.37	+0.18		
3	8	RUS	TRETYAKOV Alexander	4.52	1	15.91	2	29.94	2	38.97	2	46.95	2	52.70	3	+0.38	142.0	88.2
				4.48	1	15.83	1	30.07	3	39.31	7	47.38	7	53.05	7	+0.48	141.5	87.9 SR
				4.53	1	15.92	2	29.93	3	38.92	3	46.74	3	52.30	3	+0.10	146.4	90.9
														Total:	2:38.05	+0.86		
4	4	LAT	DUKURS Tomass	4.66	=6	16.08	=8	30.22	=8	39.31	6	47.25	7	52.94	7	+0.62	143.6	89.2
				4.66	5	16.07	=5	30.19	6	39.30	6	47.22	=4	52.88	4	+0.31	143.7	89.3
				4.68	5	16.04	=5	30.05	4	39.08	4	46.98	4	52.62	6	+0.42	144.3	89.6
														Total:	2:38.44	+1.25		
5	12	USA	LUND Zach	4.72	=13	16.13	10	30.22	=8	39.35	9	47.32	8	53.04	9	+0.72	143.0	88.9
				4.74	=12	16.17	9	30.23	7	39.29	5	47.22	=4	52.85	3	+0.28	142.5	88.6
				4.74	14	16.17	13	30.16	6	39.13	5	47.01	5	52.57	5	+0.37	144.1	89.5
														Total:	2:38.46	+1.27		
6	6	GBR	BROMLEY Kristan	4.70	12	16.08	=8	30.18	5	39.28	4	47.20	=4	52.91	6	+0.59	142.9	88.8
				4.75	14	16.14	7	30.18	5	39.25	=3	47.17	3	52.89	5	+0.32	143.0	88.9
				4.70	=7	16.03	4	30.12	5	39.18	=6	47.07	7	52.70	8	+0.50	143.4	89.1
														Total:	2:38.50	+1.31		
7	2	GER	ROMMEL Frank	4.67	8	16.07	7	30.24	10	39.37	10	47.24	6	52.90	5	+0.58	145.4	90.4
				4.70	=6	16.07	=5	30.40	10	39.66	11	47.63	11	53.25	11	+0.68	143.3	89.0
				4.70	=7	16.05	7	30.17	7	39.18	=6	47.02	6	52.55	4	+0.35	145.7	90.5
														Total:	2:38.70	+1.51		
8	15	AUT	GUGGENBERGER Matthias	4.65	5	16.06	6	30.20	6	39.30	5	47.20	=4	52.75	4	+0.43	143.8	89.3
				4.62	3	15.99	4	30.15	4	39.25	=3	47.22	=4	53.02	6	+0.45	142.5	88.6
				4.70	=7	16.15	12	30.32	12	39.40	13	47.36	12	53.03	13	+0.83	142.7	88.6
														Total:	2:38.80	+1.61		
9	3	GER	STIELICKE Sandro	4.78	21	16.25	19	30.54	=16	39.72	15	47.62	14	53.18	12	+0.86	144.6	89.9
				4.83	22	16.35	22	30.65	=18	39.79	15	47.67	12	53.24	10	+0.67	144.8	90.0
				4.78	18	16.20	15	30.34	13	39.38	10	47.16	8	52.64	7	+0.44	146.4	90.9
														Total:	2:39.06	+1.87		



RESULTS / RÉSULTATS

FRI 19 FEB 2010 / VEN 19 FEV 2010

Rk	Bib No	NOC Code	Name	Start Time	Rk	Int 1	Rk	Int 2	Rk	Int 3	Rk	Int 4	Rk	Finish Time	Rk	Time Behind	Speed (km/h) (mph)	Rec
10	10	CAN	PAIN Jeff	4.81	24	16.20	15	30.26	11	39.44	11	47.42	9	53.03	8	+0.71	143.0	88.8
				4.87	24	16.33	20	30.45	13	39.54	9	47.53	9	53.18	9	+0.61	142.6	88.6
				4.80=21		16.24=18		30.35=14		39.48	16	47.42	14	53.00=11		+0.80	143.6	89.2
														Total: 2:39.21		+2.02		
11	14	NZL	SANDFORD Ben	4.80=22		16.28=20		30.45	13	39.63	13	47.53	12	53.11	11	+0.79	145.1	90.1
				4.84	23	16.34	21	30.55	15	39.74=13		47.68	13	53.32	13	+0.75	144.3	89.6
				4.82	23	16.27	20	30.38	16	39.44=14		47.32	11	52.90	9	+0.70	145.3	90.3
														Total: 2:39.33		+2.14		
12	21	FRA	SAINT-GENIES Gregory	4.76=17		16.22	16	30.44	12	39.67	14	47.73	15	53.40	14	+1.08	141.3	87.8
				4.78=16		16.22=13		30.36	9	39.50	8	47.50	8	53.16	8	+0.59	141.6	88.0
				4.80=21		16.31	21	30.47	18	39.63	17	47.62	17	53.32	16	+1.12	142.9	88.8
														Total: 2:39.88		+2.69		
12	7	GER	HALILOVIC Michi	4.75=15		16.24	18	30.49	14	39.59	12	47.48	11	53.09	10	+0.77	144.9	90.0
				4.79=18		16.32	19	30.63	17	39.83=16		48.00	17	53.87	18	+1.30	139.3	86.5
				4.77=16		16.23=16		30.35=14		39.39=11		47.25	9	52.92	10	+0.72	145.2	90.2
														Total: 2:39.88		+2.69		
14	17	RUS	CHUDINOV Sergei	4.64	4	16.04	5	30.16	4	39.33 =7		47.56	13	53.64	15	+1.32	135.0	83.8
				4.72 =9		16.15	8	30.35	8	39.55	10	47.55	10	53.26	12	+0.69	142.4	88.4
				4.70 =7		16.10 =8		30.20	8	39.37	9	47.39	13	53.13	14	+0.93	142.9	88.8
														Total: 2:40.03		+2.84		
15	9	USA	BERNOTAS Eric	4.75=15		16.15=11		30.21	7	39.33 =7		47.43	10	53.23	13	+0.91	140.7	87.4
				4.79=18		16.28	16	30.54	14	39.71	12	47.73	14	53.55	14	+0.98	142.8	88.7
				4.73=11		16.13	10	30.24	9	39.39=11		47.55	16	53.33	17	+1.13	139.7	86.8
														Total: 2:40.11		+2.92		
16	18	SUI	OSWALD Pascal	4.76=17		16.23	17	30.54=16		39.91	18	48.01=17		53.77	17	+1.45	141.4	87.9
				4.76	15	16.22=13		30.42	11	39.74=13		47.86	15	53.68	16	+1.11	140.9	87.5
				4.73=11		16.14	11	30.28=10		39.36	8	47.30	10	53.00=11		+0.80	144.1	89.5
														Total: 2:40.45		+3.26		
17	13	USA	DALY John	4.66 =6		16.02	4	30.61	20	40.05	19	48.21	19	54.08	20	+1.76	140.0	87.0
				4.74=12		16.21=11		30.44	12	39.83=16		47.88	16	53.65	15	+1.08	141.8	88.1
				4.65 =3		16.04 =5		30.28=10		39.44=14		47.44	15	53.23	15	+1.03	142.1	88.3
														Total: 2:40.96		+3.77		
18	16	GBR	PENGILLY Adam	4.68	9	16.18	14	30.52	15	39.81	16	47.94	16	53.75	16	+1.43	140.2	87.1
				4.71	8	16.27	15	30.73	21	40.12	21	48.31	20	54.17	21	+1.60	138.9	86.3
				4.76	15	16.24=18		30.49	19	39.69=18		47.70	18	53.36	18	+1.16	142.3	88.4
														Total: 2:41.28		+4.09		
19	23	JPN	TAYAMA Shinsuke	4.77=19		16.28=20		30.57	18	39.86	17	48.01=17		53.94	18	+1.62	140.1	87.0
				4.81	21	16.31	18	30.65=18		39.95	18	48.05	18	53.84	17	+1.27	141.1	87.7
				4.77=16		16.23=16		30.46	17	39.69=18		47.94	19	54.03	21	+1.83	136.8	85.0
														Total: 2:41.81		+4.62		



RESULTS / RÉSULTATS

FRI 19 FEB 2010 / VEN 19 FEV 2010

Rk	Bib No	NOC Code	Name	Start Time	Rk	Int 1	Rk	Int 2	Rk	Int 3	Rk	Int 4	Rk	Finish Time	Rk	Time Behind	Speed (km/h) (mph)	Rec
20	20	JPN	KOSHI Kazuhiro	4.91	27	16.55	27	30.94	22	40.22	21	48.25	20	54.02	19	+1.70	141.9	88.2
				4.90	26	16.51	25	30.90	23	40.19	22	48.32	21	54.10	19	+1.53	140.4	87.2
				4.87=25		16.45	25	30.72	21	39.96	21	48.02	21	53.74	19	+1.54	141.5	87.9
				Total: 2:41.86 +4.67														
21	19	SLO	SETINA Anze	4.72=13		16.15=11		30.60	19	40.10	20	48.57	23	54.50	22	+2.18	135.5	84.2
				4.72	=9	16.18	10	30.60	16	40.09	20	48.46	22	54.35	22	+1.78	137.1	85.1
				4.69	6	16.10	=8	30.55	20	39.88	20	48.00	20	53.75	20	+1.55	140.3	87.1
				Total: 2:42.60 +5.41														
22	27	KOR	CHO In Ho	4.87=25		16.54	26	31.02	25	40.39	24	48.55	22	54.46	21	+2.14	139.0	86.3
				4.88	25	16.54	27	31.03	25	40.44	25	48.54	23	54.42	23	+1.85	140.4	87.2
				4.84	24	16.46	26	30.89=23		40.18	22	48.36	23	54.28	23	+2.08	139.7	86.8
				Total: 2:43.16 +5.97														
23	22	AUS	DEANE Anthony	4.69=10		16.16	13	30.74	21	40.24	22	48.53	21	54.55	23	+2.23	137.9	85.7
				4.70	=6	16.21=11		30.68	20	40.08	19	48.27	19	54.12	20	+1.55	140.0	87.0
				4.87=25		16.42	24	31.20	26	40.69	26	48.85	25	54.68	25	+2.48	140.4	87.2
				Total: 2:43.35 +6.16														
24	26	ESP	MIRAMBELL Ander	4.80=22		16.48	25	30.99	24	40.38	23	48.67	24	54.77	24	+2.45	137.0	85.1
				4.79=18		16.42	23	30.99	24	40.43	24	48.60	24	54.59	24	+2.02	139.4	86.6
				4.79=19		16.41	23	30.89=23		40.22	23	48.32	22	54.26	22	+2.06	140.2	87.1
				Total: 2:43.62 +6.43														
25	25	IRL	SHANNON Patrick	4.77=19		16.32	22	31.04	26	40.73	26	49.15	26	55.18	25	+2.86	136.0	84.5
				4.78=16		16.44	24	31.16	26	40.82	26	49.20	26	55.20	26	+2.63	137.4	85.4
				4.79=19		16.35	22	30.82	22	40.30	24	48.58	24	54.60	24	+2.40	136.1	84.6
				Total: 2:44.98 +7.79														
26	28	ITA	DROCCO Nicola	4.69=10		16.39=23		31.26	27	41.07	27	49.51	27	55.77	27	+3.45	135.3	84.1
				4.72	=9	16.29	17	30.81	22	40.32	23	48.65	25	54.60	25	+2.03	137.0	85.1
				4.73=11		16.18	14	30.95	25	40.57	25	48.94	26	54.97	26	+2.77	136.1	84.6
				Total: 2:45.34 +8.15														
24	NZL	ROBERTS Iain	4.87=25		16.39=23		30.98	23	40.69	25	49.05	25	55.21	26	+2.89	136.7	84.9	
			4.93	27	16.52	26	32.10	27	42.30	27	51.10	27	57.58	27	+5.01	131.5	81.7	
				DNS														
				Total: DNS														
11	CAN	DOUGLAS Michael		DSQ														
				Total: DSQ														

LEGEND

= Equal sign indicates that two or more competitors share the same rank

DNS Did not start

DSQ Disqualified

Int Intermediate time

No Number

Rec Record

Rk Rank

SR Start record

TR Track record



START LIST / LISTE DE DÉPART

FRI 19 FEB 2010 / VEN 19 FEV 2010 START TIME / DÉBUT 19:50

	Start Record	Track Record
Time	4.48 sec	52.20 sec
Date	18 FEB 2010	19 FEB 2010
Name	TRETYAKOV Alexander	MONTGOMERY Jon
NOC Code	RUS	CAN

Start Order	Bib No	NOC Code	Name	Start Time	Time	Total	Rk	Start Time	Int 1	Int 2	Int 3	Int 4	Finish Time	Total Time
1	20	JPN	KOSHI Kazuhiro	4.91	54.02	2:41.86	20							
				4.90	54.10	+4.67								
				4.87	53.74									
2	23	JPN	TAYAMA Shinsuke	4.77	53.94	2:41.81	19							
				4.81	53.84	+4.62								
				4.77	54.03									
3	16	GBR	PENGILLY Adam	4.68	53.75	2:41.28	18							
				4.71	54.17	+4.09								
				4.76	53.36									
4	13	USA	DALY John	4.66	54.08	2:40.96	17							
				4.74	53.65	+3.77								
				4.65	53.23									
5	18	SUI	OSWALD Pascal	4.76	53.77	2:40.45	16							
				4.76	53.68	+3.26								
				4.73	53.00									
6	9	USA	BERNOTAS Eric	4.75	53.23	2:40.11	15							
				4.79	53.55	+2.92								
				4.73	53.33									
7	17	RUS	CHUDINOV Sergei	4.64	53.64	2:40.03	14							
				4.72	53.26	+2.84								
				4.70	53.13									
8	21	FRA	SAINT-GENIES Gregory	4.76	53.40	2:39.88	=12							
				4.78	53.16	+2.69								
				4.80	53.32									
9	7	GER	HALILOVIC Michi	4.75	53.09	2:39.88	=12							
				4.79	53.87	+2.69								
				4.77	52.92									
10	14	NZL	SANDFORD Ben	4.80	53.11	2:39.33	11							
				4.84	53.32	+2.14								
				4.82	52.90									
11	10	CAN	PAIN Jeff	4.81	53.03	2:39.21	10							
				4.87	53.18	+2.02								
				4.80	53.00									
12	3	GER	STIELICKE Sandro	4.78	53.18	2:39.06	9							
				4.83	53.24	+1.87								
				4.78	52.64									



START LIST / LISTE DE DÉPART

FRI 19 FEB 2010 / VEN 19 FEV 2010 START TIME / DÉBUT 19:50

Start Order	Bib No	NOC Code	Name	Start Time	Time	Total	Rk	Start Time	Int 1	Int 2	Int 3	Int 4	Finish Time	Total Time
13	15	AUT	GUGGENBERGER Matthias	4.65	52.75	2:38.80	8							
				4.62	53.02	+1.61								
				4.70	53.03									
14	2	GER	ROMMEL Frank	4.67	52.90	2:38.70	7							
				4.70	53.25	+1.51								
				4.70	52.55									
15	6	GBR	BROMLEY Kristan	4.70	52.91	2:38.50	6							
				4.75	52.89	+1.31								
				4.70	52.70									
16	12	USA	LUND Zach	4.72	53.04	2:38.46	5							
				4.74	52.85	+1.27								
				4.74	52.57									
17	4	LAT	DUKURS Tomass	4.66	52.94	2:38.44	4							
				4.66	52.88	+1.25								
				4.68	52.62									
18	8	RUS	TRETYAKOV Alexander	4.52	52.70	2:38.05	3							
				4.48	53.05	+0.86								
				4.53	52.30									
19	5	CAN	MONTGOMERY Jon	4.62	52.60	2:37.37	2							
				4.63	52.57	+0.18								
				4.65	52.20									
20	1	LAT	DUKURS Martins	4.53	52.32	2:37.19	1							
				4.54	52.59	0.00								
				4.55	52.28									

LEGEND

= Equal sign indicates that two or more competitors share the same rank

Int Intermediate time No Number Rk Rank



COMPETITION DATA / DONNÉES DE COMPÉTITION

FRI 19 FEB 2010 / VEN 19 FEV 2010

	Start Time	End Time
Heat 3	18:20	19:14
Heat 4	19:50	20:32

Participants

AUS (1)	AUT (1)	CAN (3)	ESP (1)	FRA (1)	GBR (2)	GER (3)	IRL (1)	ITA (1)	JPN (2)
KOR (1)	LAT (2)	NZL (2)	RUS (2)	SLO (1)	SUI (1)	USA (3)			

Track Records Prior to the Games

	Start Record	Track Record
Time	4.52	53.30
Date	5 FEB 2009	17 OCT 2009
NOC Code/ Names	TRETIKOV Alexander	PAIN Jeff
NOC Code	RUS	CAN

New Track Records

NOC Code	Name	Start Record	Track Record	Heat Number
LAT	DUKURS Martins		52.32	1
RUS	TRETYAKOV Alexander	4.48		2
LAT	DUKURS Martins		52.28	3
CAN	MONTGOMERY Jon		52.20	3

Weather Conditions

	16:30	17:00	17:30	18:00	18:30	19:00	19:30	20:00	20:30
Overall Weather Conditions	Clear	Clear	Clear	Clear	Clear	Clear	Clear	Clear	Clear
Air Temperature (°C/F)	7.8/46.0	5.7/42.2	4.3/39.7	2.5/36.5	1.9/35.4	1.4/34.5	1.4/34.5	1.3/34.3	1.1/33.9
Ice Temperature (°C/F)	-0.6/30.9	-4.1/24.6	-3.8/25.1	-3.8/25.1	-5.0/23.0	-5.2/22.6	-4.7/23.5	-4.8/23.3	-4.8/23.3
Humidity	41	51	65	73	77	80	78	77	77
Wind Direction	S	N	SSE	N	N	E	NNE	E	ESE
Wind Speed (m/s)	0.5	0.5	0.5	0.5	0.0	0.5	0.5	1.0	0.5
Precipitation Accumulation (cm/in per hour)	/	/	/	/	/	/	/	/	/

List of Officials

FIBT President	STOREY Robert	FIBT Secretary General	GARDELLA Ermanno
Technical Delegate	THOMA Heinz	Technical Delegate	GUDZOWSKY Terry
President of the Jury	STRAUSS Wolfgang	Member of the Jury	FUEGI Hans
Member of the Jury	GRUBER Roland	Jury Assistant	SUZUKI Shozo
Technical Official	SENNHAUSER Walter	Technical Official	PANAITESCU Dragos
Technical Official	CUNEO Robert	Technical Official	MENARDI Diego
Technical Official	GIGACHER Hermann	Race Director	DAVENPORT Ryan
Chief of the Track	SEITZ Tracy		

Jury Decisions

	Heat: 3	Bib: 11	NOC Code: CAN	Heat:	Bib:	NOC Code:	Heat:	Bib:	NOC Code:
Explanation	DSQ due to technical inspection violation								

LEGEND

E East
SSE South-South-East

ESE East-South-East
S South

NNE North-North-East

N North



OFFICIAL RESULTS / RÉSULTATS OFFICIELS

FRI 19 FEB 2010 / VEN 19 FEV 2010

	Start Record	Track Record
Time	4.48 sec	52.20 sec
Date	18 FEB 2010	19 FEB 2010
Name	TRETYAKOV Alexander	MONTGOMERY Jon
NOC Code	RUS	CAN

Rk	Bib No	NOC Code	Name	Start Time	Rk	Int 1	Rk	Int 2	Rk	Int 3	Rk	Int 4	Rk	Finish Time	Rk	Time Behind	Speed (km/h) (mph)	Rec
1	5	CAN	MONTGOMERY Jon	4.62	3	15.95	3	30.06	3	39.14	3	47.00	3	52.60	2	+0.28	144.4	89.7
				4.63	4	15.96	3	30.03	2	39.07	2	46.93	2	52.57	1	0.00	144.5	89.7
				4.65	=3	15.96	3	29.90	2	38.88	2	46.68	2	52.20	1	0.00	145.7	90.5 TR
				4.61	3	15.91	3	29.93	3	38.95	2	46.79	1	52.36	1	0.00	144.8	89.9
				Total:				3:29.73			0.00							
2	1	LAT	DUKURS Martins	4.53	2	15.85	1	29.84	1	38.86	1	46.71	1	52.32	1	0.00	144.9	90.0
				4.54	2	15.87	2	29.97	1	39.04	1	46.92	1	52.59	2	+0.02	144.0	89.4
				4.55	2	15.84	1	29.84	1	38.84	1	46.67	1	52.28	2	+0.08	144.8	89.9
				4.53	2	15.81	2	29.88	2	38.98	3	46.89	2	52.61	2	+0.25	143.8	89.4
				Total:				3:29.80			+0.07							
3	8	RUS	TRETYAKOV Alexander	4.52	1	15.91	2	29.94	2	38.97	2	46.95	2	52.70	3	+0.38	142.0	88.2
				4.48	1	15.83	1	30.07	3	39.31	7	47.38	7	53.05	7	+0.48	141.5	87.9 SR
				4.53	1	15.92	2	29.93	3	38.92	3	46.74	3	52.30	3	+0.10	146.4	90.9
				4.50	1	15.79	1	29.81	1	38.88	1	46.99	4	52.70	=5	+0.34	140.8	87.5
				Total:				3:30.75			+1.02							
4	4	LAT	DUKURS Tomass	4.66	=6	16.08	=8	30.22	=8	39.31	6	47.25	7	52.94	7	+0.62	143.6	89.2
				4.66	5	16.07	=5	30.19	6	39.30	6	47.22	=4	52.88	4	+0.31	143.7	89.3
				4.68	5	16.04	=5	30.05	4	39.08	4	46.98	4	52.62	6	+0.42	144.3	89.6
				4.65	5	16.01	5	30.08	5	39.15	5	47.05	5	52.69	4	+0.33	144.0	89.5
				Total:				3:31.13			+1.40							
5	12	USA	LUND Zach	4.72	=13	16.13	10	30.22	=8	39.35	9	47.32	8	53.04	9	+0.72	143.0	88.9
				4.74	=12	16.17	9	30.23	7	39.29	5	47.22	=4	52.85	3	+0.28	142.5	88.6
				4.74	14	16.17	13	30.16	6	39.13	5	47.01	5	52.57	5	+0.37	144.1	89.5
				4.71	10	16.14	10	30.19	=7	39.23	6	47.18	8	52.81	8	+0.45	143.0	88.9
				Total:				3:31.27			+1.54							
6	6	GBR	BROMLEY Kristan	4.70	12	16.08	=8	30.18	5	39.28	4	47.20	=4	52.91	6	+0.59	142.9	88.8
				4.75	14	16.14	7	30.18	5	39.25	=3	47.17	3	52.89	5	+0.32	143.0	88.9
				4.70	=7	16.03	4	30.12	5	39.18	=6	47.07	7	52.70	8	+0.50	143.4	89.1
				4.70	9	16.05	=6	30.05	4	39.09	4	46.98	3	52.80	7	+0.44	142.1	88.3
				Total:				3:31.30			+1.57							
7	2	GER	ROMMEL Frank	4.67	8	16.07	7	30.24	10	39.37	10	47.24	6	52.90	5	+0.58	145.4	90.4
				4.70	=6	16.07	=5	30.40	10	39.66	11	47.63	11	53.25	11	+0.68	143.3	89.0
				4.70	=7	16.05	7	30.17	7	39.18	=6	47.02	6	52.55	4	+0.35	145.7	90.5
				4.67	7	16.05	=6	30.19	=7	39.26	8	47.15	7	52.70	=5	+0.34	144.6	89.8
				Total:				3:31.40			+1.67							



OFFICIAL RESULTS / RÉSULTATS OFFICIELS

FRI 19 FEB 2010 / VEN 19 FEV 2010

Rk	Bib No	NOC Code	Name	Start Time	Rk	Int 1	Rk	Int 2	Rk	Int 3	Rk	Int 4	Rk	Finish Time	Rk	Time Behind	Speed (km/h) (mph)	Rec
8	15	AUT	GUGGENBERGER Matthias	4.65	5	16.06	6	30.20	6	39.30	5	47.20	=4	52.75	4	+0.43	143.8	89.3
				4.62	3	15.99	4	30.15	4	39.25	=3	47.22	=4	53.02	6	+0.45	142.5	88.6
				4.70	=7	16.15	12	30.32	12	39.40	13	47.36	12	53.03	13	+0.83	142.7	88.6
				4.66	6	16.06	9	30.25	11	39.45	11	47.41	11	53.01	10	+0.65	143.7	89.3
														Total:	3:31.81	+2.08		
9	10	CAN	PAIN Jeff	4.81	24	16.20	15	30.26	11	39.44	11	47.42	9	53.03	8	+0.71	143.0	88.8
				4.87	24	16.33	20	30.45	13	39.54	9	47.53	9	53.18	9	+0.61	142.6	88.6
				4.80	=21	16.24	=18	30.35	=14	39.48	16	47.42	14	53.00	=11	+0.80	143.6	89.2
				4.79	17	16.21	14	30.23	10	39.25	7	47.08	6	52.65	3	+0.29	145.5	90.4
														Total:	3:31.86	+2.13		
10	3	GER	STIELICKE Sandro	4.78	21	16.25	19	30.54	=16	39.72	15	47.62	14	53.18	12	+0.86	144.6	89.9
				4.83	22	16.35	22	30.65	=18	39.79	15	47.67	12	53.24	10	+0.67	144.8	90.0
				4.78	18	16.20	15	30.34	13	39.38	10	47.16	8	52.64	7	+0.44	146.4	90.9
				4.76	=12	16.23	=15	30.44	16	39.52	14	47.43	12	53.02	11	+0.66	144.0	89.4
														Total:	3:32.08	+2.35		
11	14	NZL	SANDFORD Ben	4.80	=22	16.28	=20	30.45	13	39.63	13	47.53	12	53.11	11	+0.79	145.1	90.1
				4.84	23	16.34	21	30.55	15	39.74	=13	47.68	13	53.32	13	+0.75	144.3	89.6
				4.82	23	16.27	20	30.38	16	39.44	=14	47.32	11	52.90	9	+0.70	145.3	90.3
				4.86	20	16.38	20	30.57	19	39.72	18	47.62	=16	53.26	16	+0.90	144.6	89.9
														Total:	3:32.59	+2.86		
12	17	RUS	CHUDINOV Sergei	4.64	4	16.04	5	30.16	4	39.33	=7	47.56	13	53.64	15	+1.32	135.0	83.8
				4.72	=9	16.15	8	30.35	8	39.55	10	47.55	10	53.26	12	+0.69	142.4	88.4
				4.70	=7	16.10	=8	30.20	8	39.37	9	47.39	13	53.13	14	+0.93	142.9	88.8
				4.68	8	16.05	=6	30.17	6	39.31	9	47.27	9	52.92	9	+0.56	142.9	88.8
														Total:	3:32.95	+3.22		
13	7	GER	HALILOVIC Michi	4.75	=15	16.24	18	30.49	14	39.59	12	47.48	11	53.09	10	+0.77	144.9	90.0
				4.79	=18	16.32	19	30.63	17	39.83	=16	48.00	17	53.87	18	+1.30	139.3	86.5
				4.77	=16	16.23	=16	30.35	=14	39.39	=11	47.25	9	52.92	10	+0.72	145.2	90.2
				4.77	16	16.29	=17	30.55	18	39.68	16	47.62	=16	53.24	15	+0.88	144.0	89.4
														Total:	3:33.12	+3.39		
14	9	USA	BERNOTAS Eric	4.75	=15	16.15	=11	30.21	7	39.33	=7	47.43	10	53.23	13	+0.91	140.7	87.4
				4.79	=18	16.28	16	30.54	14	39.71	12	47.73	14	53.55	14	+0.98	142.8	88.7
				4.73	=11	16.13	10	30.24	9	39.39	=11	47.55	16	53.33	17	+1.13	139.7	86.8
				4.76	=12	16.23	=15	30.38	13	39.49	12	47.47	13	53.16	13	+0.80	143.2	89.0
														Total:	3:33.27	+3.54		
15	21	FRA	SAINT-GENIES Gregory	4.76	=17	16.22	16	30.44	12	39.67	14	47.73	15	53.40	14	+1.08	141.3	87.8
				4.78	=16	16.22	=13	30.36	9	39.50	8	47.50	8	53.16	8	+0.59	141.6	88.0
				4.80	=21	16.31	21	30.47	18	39.63	17	47.62	17	53.32	16	+1.12	142.9	88.8
				4.80	18	16.29	=17	30.51	17	39.75	19	47.76	19	53.43	20	+1.07	142.1	88.3
														Total:	3:33.31	+3.58		



OFFICIAL RESULTS / RÉSULTATS OFFICIELS

FRI 19 FEB 2010 / VEN 19 FEV 2010


Rk	Bib No	NOC Code	Name	Start Time	Rk	Int 1	Rk	Int 2	Rk	Int 3	Rk	Int 4	Rk	Finish Time	Rk	Time Behind	Speed (km/h) (mph)	Rec
16	18	SUI	OSWALD Pascal	4.76=17		16.23	17	30.54=16		39.91	18	48.01=17		53.77	17	+1.45	141.4	87.9
				4.76	15	16.22=13		30.42	11	39.74=13		47.86	15	53.68	16	+1.11	140.9	87.5
				4.73=11		16.14	11	30.28=10		39.36	8	47.30	10	53.00=11		+0.80	144.1	89.5
				4.76=12		16.16	11	30.41	14	39.71	17	47.68	18	53.30	17	+0.94	143.4	89.1
														Total:	3:33.75	+4.02		
17	13	USA	DALY John	4.66 =6		16.02	4	30.61	20	40.05	19	48.21	19	54.08	20	+1.76	140.0	87.0
				4.74=12		16.21=11		30.44	12	39.83=16		47.88	16	53.65	15	+1.08	141.8	88.1
				4.65 =3		16.04 =5		30.28=10		39.44=14		47.44	15	53.23	15	+1.03	142.1	88.3
				4.64	4	15.98	4	30.19 =7		39.39	10	47.31	10	53.05	12	+0.69	143.6	89.2
														Total:	3:34.01	+4.28		
18	16	GBR	PENGILLY Adam	4.68	9	16.18	14	30.52	15	39.81	16	47.94	16	53.75	16	+1.43	140.2	87.1
				4.71	8	16.27	15	30.73	21	40.12	21	48.31	20	54.17	21	+1.60	138.9	86.3
				4.76	15	16.24=18		30.49	19	39.69=18		47.70	18	53.36	18	+1.16	142.3	88.4
				4.73	11	16.20	13	30.42	15	39.61	15	47.58	14	53.23	14	+0.87	143.3	89.0
														Total:	3:34.51	+4.78		
19	23	JPN	TAYAMA Shinsuke	4.77=19		16.28=20		30.57	18	39.86	17	48.01=17		53.94	18	+1.62	140.1	87.0
				4.81	21	16.31	18	30.65=18		39.95	18	48.05	18	53.84	17	+1.27	141.1	87.7
				4.77=16		16.23=16		30.46	17	39.69=18		47.94	19	54.03	21	+1.83	136.8	85.0
				4.76=12		16.17	12	30.29	12	39.51	13	47.61	15	53.36	18	+1.00	141.5	87.9
														Total:	3:35.17	+5.44		
20	20	JPN	KOSHI Kazuhiro	4.91	27	16.55	27	30.94	22	40.22	21	48.25	20	54.02	19	+1.70	141.9	88.2
				4.90	26	16.51	25	30.90	23	40.19	22	48.32	21	54.10	19	+1.53	140.4	87.2
				4.87=25		16.45	25	30.72	21	39.96	21	48.02	21	53.74	19	+1.54	141.5	87.9
				4.84	19	16.37	19	30.58	20	39.77	20	47.77	20	53.42	19	+1.06	142.9	88.8
														Total:	3:35.28	+5.55		
21	19	SLO	SETINA Anze	4.72=13		16.15=11		30.60	19	40.10	20	48.57	23	54.50	22	+2.18	135.5	84.2
				4.72 =9		16.18	10	30.60	16	40.09	20	48.46	22	54.35	22	+1.78	137.1	85.1
				4.69	6	16.10 =8		30.55	20	39.88	20	48.00	20	53.75	20	+1.55	140.3	87.1
														Total:	2:42.60			
22	27	KOR	CHO In Ho	4.87=25		16.54	26	31.02	25	40.39	24	48.55	22	54.46	21	+2.14	139.0	86.3
				4.88	25	16.54	27	31.03	25	40.44	25	48.54	23	54.42	23	+1.85	140.4	87.2
				4.84	24	16.46	26	30.89=23		40.18	22	48.36	23	54.28	23	+2.08	139.7	86.8
														Total:	2:43.16			
23	22	AUS	DEANE Anthony	4.69=10		16.16	13	30.74	21	40.24	22	48.53	21	54.55	23	+2.23	137.9	85.7
				4.70 =6		16.21=11		30.68	20	40.08	19	48.27	19	54.12	20	+1.55	140.0	87.0
				4.87=25		16.42	24	31.20	26	40.69	26	48.85	25	54.68	25	+2.48	140.4	87.2
														Total:	2:43.35			
24	26	ESP	MIRAMBELL Ander	4.80=22		16.48	25	30.99	24	40.38	23	48.67	24	54.77	24	+2.45	137.0	85.1
				4.79=18		16.42	23	30.99	24	40.43	24	48.60	24	54.59	24	+2.02	139.4	86.6
				4.79=19		16.41	23	30.89=23		40.22	23	48.32	22	54.26	22	+2.06	140.2	87.1
														Total:	2:43.62			




OFFICIAL RESULTS / RÉSULTATS OFFICIELS

FRI 19 FEB 2010 / VEN 19 FEV 2010

Rk	Bib No	NOC Code	Name	Start Time	Rk	Int 1	Rk	Int 2	Rk	Int 3	Rk	Int 4	Rk	Finish Time	Rk	Time Behind	Speed (km/h) (mph)	Rec
25	25	IRL	SHANNON Patrick	4.77=19		16.32	22	31.04	26	40.73	26	49.15	26	55.18	25	+2.86	136.0	84.5
				4.78=16		16.44	24	31.16	26	40.82	26	49.20	26	55.20	26	+2.63	137.4	85.4
				4.79=19		16.35	22	30.82	22	40.30	24	48.58	24	54.60	24	+2.40	136.1	84.6
														Total:	2:44.98			
26	28	ITA	DROCCO Nicola	4.69=10		16.39=23		31.26	27	41.07	27	49.51	27	55.77	27	+3.45	135.3	84.1
				4.72 =9		16.29	17	30.81	22	40.32	23	48.65	25	54.60	25	+2.03	137.0	85.1
				4.73=11		16.18	14	30.95	25	40.57	25	48.94	26	54.97	26	+2.77	136.1	84.6
														Total:	2:45.34			
24	NZL		ROBERTS Iain	4.87=25		16.39=23		30.98	23	40.69	25	49.05	25	55.21	26	+2.89	136.7	84.9
				4.93	27	16.52	26	32.10	27	42.30	27	51.10	27	57.58	27	+5.01	131.5	81.7
														DNS				
														Total:	DNS			
11	CAN		DOUGLAS Michael															
														DSQ				
														Total:	DSQ			



Race Director



Jury President

NOTES

The above results do not reflect possible disqualifications due to material check or doping.

LEGEND

= Equal sign indicates that two or more competitors share the same rank

DNS Did not start

DSQ Disqualified

Int Intermediate time

No Number

Rec Record

Rk Rank

SR Start record

TR Track record



RECORDS / RECORDS

As of FRI 19 FEB 2010 / En date du VEN 19 FEV 2010

Prior to the Games

Name	NOC Code	Start Record	Track Record	Date	Competition
TRETIAKOV Alexander	RUS	4.52		5 FEB 2009	World Cup
PAIN Jeff	CAN		53.30	17 OCT 2009	Canadian Championship

During the Games

Name	NOC Code	Start Record	Track Record	Date	Heat Number
DUKURS Martins	LAT		52.32	18 FEB 2010	1
TRETYAKOV Alexander	RUS	4.48		18 FEB 2010	2
DUKURS Martins	LAT		52.28	19 FEB 2010	3
MONTGOMERY Jon	CAN		52.20	19 FEB 2010	3



PERFORMANCE ANALYSIS / ANALYSE DE LA PERFORMANCE

FRI 19 FEB 2010 / VEN 19 FEV 2010

	Start Record	Track Record
Time	4.48 sec	52.20 sec
Date	18 FEB 2010	19 FEB 2010
Name	TRETYAKOV Alexander	MONTGOMERY Jon
NOC Code	RUS	CAN

Rk	Bib No	NOC Code	Name	Start Time	Rk	S-1 Rk	1-2 Rk	2-3 Rk	3-4 Rk	4-F Rk	Finish Time	Rk	Time Behind	Speed (km/h) (mph)						
1	5	CAN	MONTGOMERY Jon	4.62	3	11.33	2	14.11	7	9.08	3	7.86	2	5.60	4	52.60	2	+0.28	144.4	89.7
				4.63	4	11.33	=1	14.07	3	9.04	1	7.86	1	5.64	=4	52.57	1	0.00	144.5	89.7
				4.65	=3	11.31	2	13.94	1	8.98	2	7.80	2	5.52	2	52.20	1	0.00	145.7	90.5
				4.61	3	11.30	3	14.02	=2	9.02	=1	7.84	2	5.57	=2	52.36	1	0.00	144.8	89.9
Total:													3:29.73		0.00					
2	1	LAT	DUKURS Martins	4.53	2	11.32	1	13.99	1	9.02	1	7.85	1	5.61	=5	52.32	1	0.00	144.9	90.0
				4.54	2	11.33	=1	14.10	4	9.07	=3	7.88	=2	5.67	=9	52.59	2	+0.02	144.0	89.4
				4.55	2	11.29	1	14.00	3	9.00	4	7.83	4	5.61	8	52.28	2	+0.08	144.8	89.9
				4.53	2	11.28	1	14.07	=6	9.10	9	7.91	=7	5.72	17	52.61	2	+0.25	143.8	89.4
Total:													3:29.80		+0.07					
3	8	RUS	TRETYAKOV Alexander	4.52	1	11.39	=5	14.03	2	9.03	2	7.98	=11	5.75	13	52.70	3	+0.38	142.0	88.2
				4.48	1	11.35	3	14.24	13	9.24	14	8.07	15	5.67	=9	53.05	7	+0.48	141.5	87.9
				4.53	1	11.39	=6	14.01	=4	8.99	3	7.82	3	5.56	=4	52.30	3	+0.10	146.4	90.9
				4.50	1	11.29	2	14.02	=2	9.07	=5	8.11	20	5.71	16	52.70	=5	+0.34	140.8	87.5
Total:													3:30.75		+1.02					
4	4	LAT	DUKURS Tomass	4.66	=6	11.42	12	14.14	=9	9.09	4	7.94	9	5.69	10	52.94	7	+0.62	143.6	89.2
				4.66	5	11.41	7	14.12	=5	9.11	7	7.92	=4	5.66	=7	52.88	4	+0.31	143.7	89.3
				4.68	5	11.36	5	14.01	=4	9.03	6	7.90	10	5.64	10	52.62	6	+0.42	144.3	89.6
				4.65	5	11.36	6	14.07	=6	9.07	=5	7.90	=5	5.64	=9	52.69	4	+0.33	144.0	89.5
Total:													3:31.13		+1.40					
5	12	USA	LUND Zach	4.72	=13	11.41	=10	14.09	5	9.13	=9	7.97	10	5.72	12	53.04	9	+0.72	143.0	88.9
				4.74	=12	11.43	=8	14.06	2	9.06	2	7.93	6	5.63	3	52.85	3	+0.28	142.5	88.6
				4.74	14	11.43	13	13.99	2	8.97	1	7.88	=7	5.56	=4	52.57	5	+0.37	144.1	89.5
				4.71	10	11.43	13	14.05	5	9.04	=3	7.95	11	5.63	8	52.81	8	+0.45	143.0	88.9
Total:													3:31.27		+1.54					
6	6	GBR	BROMLEY Kristan	4.70	12	11.38	4	14.10	6	9.10	=5	7.92	8	5.71	11	52.91	6	+0.59	142.9	88.8
				4.75	14	11.39	6	14.04	1	9.07	=3	7.92	=4	5.72	12	52.89	5	+0.32	143.0	88.9
				4.70	=7	11.33	3	14.09	6	9.06	=9	7.89	9	5.63	9	52.70	8	+0.50	143.4	89.1
				4.70	9	11.35	5	14.00	1	9.04	=3	7.89	=3	5.82	20	52.80	7	+0.44	142.1	88.3
Total:													3:31.30		+1.57					
7	2	GER	ROMMEL Frank	4.67	8	11.40	=7	14.17	=11	9.13	=9	7.87	3	5.66	8	52.90	5	+0.58	145.4	90.4
				4.70	=6	11.37	=4	14.33	17	9.26	15	7.97	=8	5.62	2	53.25	11	+0.68	143.3	89.0
				4.70	=7	11.35	4	14.12	=11	9.01	5	7.84	5	5.53	3	52.55	4	+0.35	145.7	90.5
				4.67	7	11.38	8	14.14	10	9.07	=5	7.89	=3	5.55	1	52.70	=5	+0.34	144.6	89.8
Total:													3:31.40		+1.67					



PERFORMANCE ANALYSIS / ANALYSE DE LA PERFORMANCE

FRI 19 FEB 2010 / VEN 19 FEV 2010

Rk	Bib No	NOC Code	Name	Start Time	Rk	S-1 Rk	1-2 Rk	2-3 Rk	3-4 Rk	4-F Rk	Finish Time	Rk	Time Behind	Speed (km/h) (mph)
8	15	AUT	GUGGENBERGER Matthias	4.65	5	11.41 =10	14.14 =9	9.10 =5	7.90 =5	5.55 1	52.75	4	+0.43	143.8 89.3
				4.62	3	11.37 =4	14.16 8	9.10 6	7.97 =8	5.80 16	53.02	6	+0.45	142.5 88.6
				4.70	=7	11.45 =15	14.17 16	9.08 =11	7.96 13	5.67 =12	53.03	13	+0.83	142.7 88.6
				4.66	6	11.40 =9	14.19 =12	9.20 =16	7.96 =12	5.60 5	53.01	10	+0.65	143.7 89.3
Total:											3:31.81	+2.08		
9	10	CAN	PAIN Jeff	4.81	24	11.39 =5	14.06 =3	9.18 =12	7.98 =11	5.61 =5	53.03	8	+0.71	143.0 88.8
				4.87	24	11.46 =11	14.12 =5	9.09 5	7.99 10	5.65 6	53.18	9	+0.61	142.6 88.6
				4.80	=21	11.44 14	14.11 =8	9.13 13	7.94 =11	5.58 =6	53.00 =11	+0.80	143.6 89.2	
				4.79	17	11.42 12	14.02 =2	9.02 =1	7.83 1	5.57 =2	52.65	3	+0.29	145.5 90.4
Total:											3:31.86	+2.13		
10	3	GER	STIELICKE Sandro	4.78	21	11.47 =15	14.29 =15	9.18 =12	7.90 =5	5.56 2	53.18	12	+0.86	144.6 89.9
				4.83	22	11.52 19	14.30 15	9.14 =8	7.88 =2	5.57 1	53.24	10	+0.67	144.8 90.0
				4.78	18	11.42 12	14.14 =13	9.04 =7	7.78 1	5.48 1	52.64	7	+0.44	146.4 90.9
				4.76	=12	11.47 =14	14.21 =14	9.08 8	7.91 =7	5.59 4	53.02	11	+0.66	144.0 89.4
Total:											3:32.08	+2.35		
11	14	NZL	SANDFORD Ben	4.80	=22	11.48 18	14.17 =11	9.18 =12	7.90 =5	5.58 3	53.11	11	+0.79	145.1 90.1
				4.84	23	11.50 =16	14.21 11	9.19 11	7.94 7	5.64 =4	53.32	13	+0.75	144.3 89.6
				4.82	23	11.45 =15	14.11 =8	9.06 =9	7.88 =7	5.58 =6	52.90	9	+0.70	145.3 90.3
				4.86	20	11.52 =18	14.19 =12	9.15 13	7.90 =5	5.64 =9	53.26	16	+0.90	144.6 89.9
Total:											3:32.59	+2.86		
12	17	RUS	CHUDINOV Sergei	4.64	4	11.40 =7	14.12 8	9.17 11	8.23 21	6.08 24	53.64	15	+1.32	135.0 83.8
				4.72	=9	11.43 =8	14.20 =9	9.20 =12	8.00 =11	5.71 11	53.26	12	+0.69	142.4 88.4
				4.70	=7	11.40 =8	14.10 7	9.17 17	8.02 17	5.74 17	53.13	14	+0.93	142.9 88.8
				4.68	8	11.37 7	14.12 =8	9.14 12	7.96 =12	5.65 =11	52.92	9	+0.56	142.9 88.8
Total:											3:32.95	+3.22		
13	7	GER	HALILOVIC Michi	4.75	=15	11.49 19	14.25 14	9.10 =5	7.89 4	5.61 =5	53.09	10	+0.77	144.9 90.0
				4.79	=18	11.53 20	14.31 16	9.20 =12	8.17 =20	5.87 21	53.87	18	+1.30	139.3 86.5
				4.77	=16	11.46 =18	14.12 =11	9.04 =7	7.86 6	5.67 =12	52.92	10	+0.72	145.2 90.2
				4.77	16	11.52 =18	14.26 20	9.13 11	7.94 10	5.62 =6	53.24	15	+0.88	144.0 89.4
Total:											3:33.12	+3.39		
14	9	USA	BERNOTAS Eric	4.75	=15	11.40 =7	14.06 =3	9.12 8	8.10 =15	5.80 16	53.23	13	+0.91	140.7 87.4
				4.79	=18	11.49 15	14.26 14	9.17 10	8.02 13	5.82 =17	53.55	14	+0.98	142.8 88.7
				4.73	=11	11.40 =8	14.11 =8	9.15 14	8.16 =21	5.78 19	53.33	17	+1.13	139.7 86.8
				4.76	=12	11.47 =14	14.15 11	9.11 10	7.98 16	5.69 15	53.16	13	+0.80	143.2 89.0
Total:											3:33.27	+3.54		
15	21	FRA	SAINT-GENIES Gregory	4.76	=17	11.46 14	14.22 13	9.23 15	8.06 14	5.67 9	53.40	14	+1.08	141.3 87.8
				4.78	=16	11.44 10	14.14 7	9.14 =8	8.00 =11	5.66 =7	53.16	8	+0.59	141.6 88.0
				4.80	=21	11.51 21	14.16 15	9.16 =15	7.99 14	5.70 =14	53.32	16	+1.12	142.9 88.8
				4.80	18	11.49 17	14.22 =17	9.24 19	8.01 18	5.67 14	53.43	20	+1.07	142.1 88.3
Total:											3:33.31	+3.58		



PERFORMANCE ANALYSIS / ANALYSE DE LA PERFORMANCE

FRI 19 FEB 2010 / VEN 19 FEV 2010

Rk	Bib No	NOC Code	Name	Start Time	Rk	S-1 Rk	1-2 Rk	2-3 Rk	3-4 Rk	4-F Rk	Finish Time	Rk	Time Behind	Speed (km/h)	(mph)					
16	18	SUI	OSWALD Pascal	4.76	=17	11.47	=15	14.31	17	9.37	=19	8.10	=15	5.76	14	53.77	17	+1.45	141.4	87.9
				4.76	15	11.46	=11	14.20	=9	9.32	18	8.12	18	5.82	=17	53.68	16	+1.11	140.9	87.5
				4.73	=11	11.41	=10	14.14	=13	9.08	=11	7.94	=11	5.70	=14	53.00	=11	+0.80	144.1	89.5
				4.76	=12	11.40	=9	14.25	19	9.30	20	7.97	=14	5.62	=6	53.30	17	+0.94	143.4	89.1
												Total:	3:33.75		+4.02					
17	13	USA	DALY John	4.66	=6	11.36	3	14.59	=24	9.44	22	8.16	=19	5.87	18	54.08	20	+1.76	140.0	87.0
				4.74	=12	11.47	14	14.23	12	9.39	=19	8.05	14	5.77	13	53.65	15	+1.08	141.8	88.1
				4.65	=3	11.39	=6	14.24	18	9.16	=15	8.00	15	5.79	20	53.23	15	+1.03	142.1	88.3
				4.64	4	11.34	4	14.21	=14	9.20	=16	7.92	9	5.74	18	53.05	12	+0.69	143.6	89.2
												Total:	3:34.01		+4.28					
18	16	GBR	PENGILLY Adam	4.68	9	11.50	20	14.34	18	9.29	=17	8.13	17	5.81	17	53.75	16	+1.43	140.2	87.1
				4.71	8	11.56	21	14.46	21	9.39	=19	8.19	=22	5.86	20	54.17	21	+1.60	138.9	86.3
				4.76	15	11.48	20	14.25	19	9.20	18	8.01	16	5.66	11	53.36	18	+1.16	142.3	88.4
				4.73	11	11.47	=14	14.22	=17	9.19	=14	7.97	=14	5.65	=11	53.23	14	+0.87	143.3	89.0
												Total:	3:34.51		+4.78					
19	23	JPN	TAYAMA Shinsuke	4.77	=19	11.51	21	14.29	=15	9.29	=17	8.15	18	5.93	=20	53.94	18	+1.62	140.1	87.0
				4.81	21	11.50	=16	14.34	18	9.30	17	8.10	=16	5.79	15	53.84	17	+1.27	141.1	87.7
				4.77	=16	11.46	=18	14.23	17	9.23	19	8.25	24	6.09	26	54.03	21	+1.83	136.8	85.0
				4.76	=12	11.41	11	14.12	=8	9.22	18	8.10	19	5.75	19	53.36	18	+1.00	141.5	87.9
												Total:	3:35.17		+5.44					
20	20	JPN	KOSHI Kazuhiro	4.91	27	11.64	24	14.39	19	9.28	16	8.03	13	5.77	15	54.02	19	+1.70	141.9	88.2
				4.90	26	11.61	24	14.39	19	9.29	16	8.13	19	5.78	14	54.10	19	+1.53	140.4	87.2
				4.87	=25	11.58	24	14.27	20	9.24	20	8.06	18	5.72	16	53.74	19	+1.54	141.5	87.9
				4.84	19	11.53	20	14.21	=14	9.19	=14	8.00	17	5.65	=11	53.42	19	+1.06	142.9	88.8
												Total:	3:35.28		+5.55					
21	19	SLO	SETINA Anze	4.72	=13	11.43	13	14.45	20	9.50	=23	8.47	27	5.93	=20	54.50	22	+2.18	135.5	84.2
				4.72	=9	11.46	=11	14.42	20	9.49	24	8.37	25	5.89	23	54.35	22	+1.78	137.1	85.1
				4.69	6	11.41	=10	14.45	22	9.33	=22	8.12	20	5.75	18	53.75	20	+1.55	140.3	87.1
												Total:	2:42.60							
22	27	KOR	CHO In Ho	4.87	=25	11.67	25	14.48	21	9.37	=19	8.16	=19	5.91	19	54.46	21	+2.14	139.0	86.3
				4.88	25	11.66	=26	14.49	23	9.41	22	8.10	=16	5.88	22	54.42	23	+1.85	140.4	87.2
				4.84	24	11.62	=25	14.43	21	9.29	21	8.18	23	5.92	22	54.28	23	+2.08	139.7	86.8
												Total:	2:43.16							
23	22	AUS	DEANE Anthony	4.69	=10	11.47	=15	14.58	23	9.50	=23	8.29	=22	6.02	22	54.55	23	+2.23	137.9	85.7
				4.70	=6	11.51	18	14.47	22	9.40	21	8.19	=22	5.85	19	54.12	20	+1.55	140.0	87.0
				4.87	=25	11.55	22	14.78	26	9.49	25	8.16	=21	5.83	21	54.68	25	+2.48	140.4	87.2
												Total:	2:43.35							
24	26	ESP	MIRAMBELL Ander	4.80	=22	11.68	26	14.51	22	9.39	21	8.29	=22	6.10	25	54.77	24	+2.45	137.0	85.1
				4.79	=18	11.63	25	14.57	25	9.44	23	8.17	=20	5.99	25	54.59	24	+2.02	139.4	86.6
				4.79	=19	11.62	=25	14.48	24	9.33	=22	8.10	19	5.94	23	54.26	22	+2.06	140.2	87.1
												Total:	2:43.62							



PERFORMANCE ANALYSIS / ANALYSE DE LA PERFORMANCE

FRI 19 FEB 2010 / VEN 19 FEV 2010

Rk	Bib No	NOC Code	Name	Start Time	Rk	S-1 Rk	1-2 Rk	2-3 Rk	3-4 Rk	4-F Rk	Finish Time	Rk	Time Behind	Speed (km/h)	(mph)
25	25	IRL	SHANNON Patrick	4.77=19		11.55 23	14.72 26	9.69 25	8.42 25	6.03 23	55.18	25	+2.86	136.0	84.5
				4.78=16		11.66=26	14.72 26	9.66 26	8.38 26	6.00 26	55.20	26	+2.63	137.4	85.4
				4.79=19		11.56 23	14.47 23	9.48 24	8.28 25	6.02 24	54.60	24	+2.40	136.1	84.6
				Total: 2:44.98											
26	28	ITA	DROCCO Nicola	4.69=10		11.70 27	14.87 27	9.81 27	8.44 26	6.26 27	55.77	27	+3.45	135.3	84.1
				4.72 =9		11.57 22	14.52 24	9.51 25	8.33 24	5.95 24	54.60	25	+2.03	137.0	85.1
				4.73=11		11.45=15	14.77 25	9.62 26	8.37 26	6.03 25	54.97	26	+2.77	136.1	84.6
				Total: 2:45.34											
24	NZL		ROBERTS Iain	4.87=25		11.52 22	14.59=24	9.71 26	8.36 24	6.16 26	55.21	26	+2.89	136.7	84.9
				4.93 27		11.59 23	15.58 27	10.20 27	8.80 27	6.48 27	57.58	27	+5.01	131.5	81.7
				DNS											
				Total: DNS											
11	CAN		DOUGLAS Michael	DSQ											
				Total: DSQ											

LEGEND

=	Equal sign indicates that two or more competitors share the same rank														
1-2	Segment: 1st to 2nd intermediate point	2-3	Segment: 2nd to 3rd intermediate point	3-4	Segment: 3rd to 4th intermediate point	4-F	Segment: 4th intermediate point to finish								
DNS	Did not start	DSQ	Disqualified	No	Number	Rk	Rank								
S-1	Segment: Start to 1st intermediate point														



OFFICIAL COMMUNICATION / COMMUNICATION OFFICIELLE

Item: 1

Changes to skeleton training schedule

Skeleton training schedule changes

Upon request by the FIBT, VANOC has arranged for one supplementary training heat to be offered from a lower starting point as a safety measure. This supplementary training heat will begin at 11:00 on Monday, Feb 15th. The official training originally scheduled to begin at 11:30 has been delayed until 11:55. Also, the official training format for heat's 1 and 2 only has been altered as follows. Official training will begin with one heat for the women, followed by one heat for the men. This is followed by the second heat for the women, and official training concludes with the second heat for the men.

Issued by: DAVENPORT Ryan, Race Director

Time: 22:01

Date: 14 FEB 2010

This decision affects: RESULTS

SCHEDULE

OTHER

X



OFFICIAL COMMUNICATION / COMMUNICATION OFFICIELLE

Item: 2

Skeleton Competition 30min Delayed

Due to weather conditions Skeleton Competition delayed

The today's Skeleton Competition will be delayed 30 minutes. Due to weather conditions adversely affecting the track.

Issued by: THOMA Heinz, Technical Delegate

Time: 15:09

Date: 18 FEB 2010

This decision affects: RESULTS

SCHEDULE

OTHER

<input type="checkbox"/>
<input checked="" type="checkbox"/>
<input type="checkbox"/>



OFFICIAL COMMUNICATION / COMMUNICATION OFFICIELLE

Item: 3

Disqualification of KOMURO Nozomi (JPN)

Decision of the jury to disqualify KOMURO Nozomi (JPN)

The decision of the jury to disqualify KOMURO Nozomi (JPN) is due to the fact that the sled does not have the requested FIBT control sticker.

Issued by: DAVENPORT Ryan, Race Director

Time: 16:40

Date: 18 FEB 2010

This decision affects: RESULTS

SCHEDULE

OTHER

X



OFFICIAL COMMUNICATION / COMMUNICATION OFFICIELLE

Item: 4

Protest against helmet of Amy Williams GBR by USA

Protest by USA

Article 10.12.A - has to be without any additionally attached aerodynamic elements or...

Protest was denied because the helmet in question was inspected by the jury. According to the helmet manufacturer the spoilers are an integral part of the helmet.

Issued by: Wolfgang STRAUSS, (Jury President)

Time: 22:56

Date: 18 FEB 2010

This decision affects: RESULTS

SCHEDULE

OTHER

<input type="checkbox"/>
<input type="checkbox"/>
<input checked="" type="checkbox"/>



OFFICIAL COMMUNICATION / COMMUNICATION OFFICIELLE

Item: 5

DOUGLAS Michael (CAN) Disqualified

Technical Inspection Violation

Rule 10.5 Technical inspection "Parc Ferme" 45min.

The athlete DOUGLAS Michael (Bib No. 11) had his sled in time to the Parc Ferme (Start) but the runners were still covered. The runners were uncovered 3min too late.

Issued by: Jury
Time: 18:30
Date: 19 FEB 2010

This decision affects: RESULTS
SCHEDULE
OTHER

X



OFFICIAL COMMUNICATION / COMMUNICATION OFFICIELLE

Item: 6

Protest against helmet of WILLIAMS Amy (GBR) by USA

Second protest by the US Team

Based on the second protest by the US Team, the jury again inspected the helmet in question of the British athlete. The helmet was considered acceptable for the race.

Issued by: Wolfgang STRAUSS, (Jury President)

Time: 22:30

Date: 19 FEB 2010

This decision affects: RESULTS

SCHEDULE

OTHER

<input type="checkbox"/>
<input type="checkbox"/>
<input checked="" type="checkbox"/>



OFFICIAL COMMUNICATION / COMMUNICATION OFFICIELLE

Item: 7

Protest against helmet of WILLIAMS Amy (GBR) by CAN

Protest by Canada

Based on the protest by the Canadian Team, the jury again inspected the helmet in question of the British athlete. The helmet was considered acceptable for the race.

Issued by: Wolfgang STRAUSS, (Jury President)

Time: 22:30

Date: 19 FEB 2010

This decision affects: RESULTS
SCHEDULE
OTHER



vancouver2010.com

Vancouver Organizing Committee for the 2010 Olympic and Paralympic Winter Games
Comité d'organisation des Jeux olympiques et paralympiques d'hiver de 2010 à Vancouver

™ Trademark © Copyright 2006 Vancouver Organizing Committee for the 2010 Olympic and Paralympic Winter Games. All rights reserved.
Printed on 10% post-consumer recycled paper, processed chlorine free.